



2012 California Softball

26 NCAA Tournament Appearances - 2002 WCWS Champions - 25 All-Americans - 162 All-Pac-10 Selections

No. 1 Cal, No. 2 Arizona State Play Three for Pac-12 Title

For release: May 8 2012

[Facebook.com/CalSoftball](https://www.facebook.com/CalSoftball) - [CalBears.com](https://www.calbears.com) - [Twitter.com/CalSoftball](https://twitter.com/CalSoftball) - [YouTube.com/CalSoftball](https://www.youtube.com/CalSoftball)

California Softball 2012 Schedule/Results 48-3 Overall/16-2 Pac-12 Conference

2/10	No. 3/4 Cal vs. No. 9/14 Tennessee	W 13-5
2/11	No. 3/4 Cal vs. Bradley	W 5-0
2/11	No. 3/4 Cal vs. Texas State	W 10-0 (5)
2/12	No. 3/4 Cal vs. Syracuse	W 6-3
2/17	No. 1/3 Cal vs. DePaul	W 2-0
2/18	No. 1/3 Cal vs. San Jose State	W 7-0
2/18	No. 1/3 Cal vs. UC Riverside	W 10-0 (5)
2/19	No. 1/3 Cal vs. No. 25 LSU	W 14-3 (5)
2/24	No. 1/3 Cal vs. Fordham	W 5-0
2/25	No. 1/3 Cal vs. New Mexico State	W 2-0
2/25	No. 1/3 Cal vs. Cal Poly	W 4-1
2/26	No. 1/3 Cal vs. CSUN	W 7-0
3/2	No. 1/2 Cal vs. FIU	W 8-1
3/2	No. 1/2 Cal vs. Southern Miss	W 8-0 (5)
3/3	No. 1/2 Cal vs. East Carolina	W 11-3 (5)
3/3	No. 1/2 Cal vs. Northwestern	W 5-1
3/7	No. 1/2 Cal vs. UC Davis	W 11-3 (6)
3/10	No. 1/2 Cal vs. San Diego State	W 12-0 (5)
3/10	No. 1/2 Cal vs. Butler	W 14-1 (5)
3/11	No. 1/2 Cal vs. Purdue	W 9-1 (6)
3/11	No. 1/2 Cal vs. Fresno State	W 8-5
3/14	No. 1/2 Cal vs. No. 21/22 Texas A&M	W 3-0
3/15	No. 1/2 Cal vs. No. 6 Texas	W 6-3
3/15	No. 1/2 Cal vs. No. 19/18 Hawaii	L 3-1 (10)
3/16	No. 1/2 Cal vs. Marist	W 1-0
3/17	No. 1/2 Cal vs. Winthrop	W 7-1
3/20	No. 2 Cal vs. Princeton	W 8-0 (5)
3/23	No. 2 Cal vs. No. 9 Stanford*	W 9-0
3/24	No. 2 Cal vs. No. 9 Stanford*	W 4-3
3/25	No. 2 Cal vs. No. 9 Stanford*	W 8-0
3/28	No. 1 Cal vs. Sacramento State	W 8-0 (5)
3/30	No. 1 Cal vs. No. 3 Washington*	W 2-1
4/1	No. 1 Cal vs. No. 3 Washington*	W 5-3
4/1	No. 1 Cal vs. No. 3 Washington*	W 6-4
4/5	No. 1 Cal at Utah*	W 10-0 (5)
4/7	No. 1 Cal at Utah*	W 13-5 (5)
4/7	No. 1 Cal at Utah*	W 12-3 (6)
4/11	No. 1 Cal at Saint Mary's	W 9-0
4/13	No. 1 Cal vs. No. 13 Arizona*	W 2-0
4/14	No. 1 Cal vs. No. 13 Arizona*	L 8-3
4/15	No. 1 Cal vs. No. 13 Arizona*	W 6-0
4/18	No. 1 Cal vs. Santa Clara	W 10-2 (5)
4/20	No. 1 Cal at No. 14/18 Oregon*	W 8-1
4/21	No. 1 Cal at No. 14/18 Oregon*	L 1-0
4/22	No. 1 Cal at No. 14/18 Oregon*	W 10-0 (6)
4/27	No. 1 Cal vs. No. 14/15 UCLA*	W 3-0
4/28	No. 1 Cal vs. No. 14/15 UCLA*	W 8-0 (6)
4/29	No. 1 Cal vs. No. 14/15 UCLA*	W 10-3
5/4	No. 1 Cal at No. 23 Oregon State*	W 9-1 (5)
5/5	No. 1 Cal at No. 23 Oregon State*	W 4-2
5/6	No. 1 Cal at No. 23 Oregon State*	W 4-1
5/10	Arizona State*	3 p.m.
5/11	Arizona State*	3 p.m.
5/12	Arizona State*	Noon
5/18-20	Regionals	All Day
5/25-26	Super Regionals	All Day
5/31-6/6	WCWS	All Day

Thursday, May 10

3 p.m. PT – No. 1 Cal (48-3/19-2 Pac-12) vs. No. 2 ASU (45-5/17-2 Pac-12)

Levine-Fricke Field – Berkeley, Calif.

Series Record Versus the Sun Devils – 66-44

Last Meeting With ASU – W 3-2 (4/3/11)

Coverage: GameTracker, Twitter

Promotions: 80s Day

Friday, May 11

3 p.m. PT – No. 1 Cal (48-3/19-2 Pac-12) vs. No. 2 ASU (45-5/17-2 Pac-12)

Levine-Fricke Field – Berkeley, Calif.

Coverage: GameTracker, Twitter

Promotions: StrikeOut Cancer Game, Softball Bingo

Saturday, May 12

Noon PT – No. 1 Cal (48-3/19-2 Pac-12) vs. No. 2 ASU (45-5/17-2 Pac-12)

Levine-Fricke Field – Berkeley, Calif.

Coverage: GameTracker, Twitter

Promotions: Senior Day, Cal Kids Day

Just the Basics

No. 1 Cal hosts Pac-12 rival No. 2 Arizona State for the final conference series of the season with the winner of the series becoming the Pac-12 champion. The Bears (48-3, 19-2 in the Pac-12) and Sun Devils (45-5, 17-2 Pac-12) get things started Thursday, May 10 at 3 p.m. The middle game – Friday, May 11 at 3 p.m. – will be Cal's inaugural StrikeOut Cancer game. The Bears bid adieu to their senior class of Valerie Arioto, Frani Echavarría, Elia Reid, Jamia Reid and Jace Williams on Saturday, May 12 at noon.

Pac-12 Title Up For Grabs

The victor of this weekend's ASU-Cal series will win the inaugural Pac-12 Championship with both teams being two wins away from the conference title. Cal owns a 19-2 Pac-12 record (.905), while ASU is 17-2 (.895) after two games were rained out over the course of the conference season. Since winning percentage determines the winner of the conference, whoever is the first to win two of the three games this weekend will win the automatic bid to the NCAA Tournament. The title would be Cal's second-ever outright Pac-10 or Pac-12 championship, and the first since 1987. In 2005, the Bears tied for first in the Pac-10. Last year's second-place finish was the best since the Bears tied for first in 2005. ASU has two Pac-10 titles – 2011 and 2008.

Cal To Host StrikeOut Cancer Game on May 11

In partnership with the NFCA and the American Cancer Society, Cal is set to host its inaugural StrikeOut Cancer game on May 11 against Arizona State. At that game, the Golden Bears will don pink hair ribbons and encourage all fans to wear pink. Those fans who do wear pink will receive giveaways such as Silly Bandz and foam sticks. In addition to collecting general fan donations, Cal softball will be selling pink hair ribbons as a fundraiser for the ACS. Fannie Wallace - two-time cancer survivor and grandmother to current Golden Bear Jordan Wallace - will throw out the ceremonial first pitch. Since starting the StrikeOut Cancer initiative more than 10 years ago, the NFCA has raised thousands of dollars to support the fight against cancer.

Cal Unanimous No. 1 for Final Regular-Season Poll

In the last poll of the regular season, California softball is the undisputed No. 1 team in the country in both of the national polls. The Golden Bears earned all 20 first-place votes in the ESPN.com/USA Softball poll and each of the 30 possible first-place votes in the USA Today/NFCA rankings. This is the fourth time the Bears are the undisputed top team in the ESPN.com/USA Softball rankings and the second go-around when they have garnered all 30 votes in the USA Today/NFCA poll. This week's rankings mark the seventh consecutive week Cal is No. 1 in both polls and the 12th time this season that the Bears have been the top choice in at least one poll.

Series Sweeping – an ASU/Cal History

The Bears have swept the Sun Devils six different times over the course of program history. The most recent sweeping was in 2010, when Cal went 3-0 in the desert. The other five sweeps occurred in 2004 (3-0), 1995 (4-0), 1987 (2-0), 1984 (1-0) and 1981 (4-0). The Sun Devils swept three games from the Bears in 2008, with two of those three wins coming in Tempe, Ariz. The Bears led the Sun Devils 64-44 in the all-time series.

Cal Kids Days Return

Join us every Sunday during the Pac-12 season for your chance to run around the bases and get autographs from the team after the game! All youth 12th grade and below receive free admission to every Cal softball game, including Cal Kids Days!

Weekday Parking Info

A portion of Witter Lot is available for the public to purchase parking spots, based on a first-come, first-served basis. Fans can also park in the Underhill Lot, Botanical Garden Lot and Lawrence Hall of Science Lot. Please check the Berkeley campus shuttle schedule for all weekday shuttle information. Cal Athletics will not be providing a shuttle from the Underhill Lot this season.

Weekend Parking Info

A portion of Witter Lot is available for the public to purchase parking spots, based on a first-come, first-served basis. Besides Witter Lot, the closest parking lots are the Boalt Hall Lot & Bowles Hall Lot. These lots are located on the west and north sides of Memorial Stadium, respectively. They are both a short – but uphill – walking distance from Levine-Fricke Field and Strawberry Canyon. Rim Way Lot along the East Rim of Memorial Stadium is reserved for construction parking. Fans can also park in the Underhill Lot and Botanical Garden Lot. Please read all parking signage very carefully to avoid citations. Cal softball will not be running shuttles to the Underhill Lot this season.

Cal Quick Hits

- Cal brings a seven-game winning streak into this weekend after sweeping OSU and UCLA
- Diane Ninemire earned career win No. 1,100 on April 20 – making her the 12th coach in the history of collegiate softball and sixth in Division I ball to hit the 1,100 mark
- Cal notched its seventh Pac-12 series victory last weekend – beating then-No. 22 Oregon State 9-1 (five innings), 4-2 and 4-1

California Roster

No.	Name	Pos.	B/T	Ht.	Yr.	Exp.	Hometown/Previous School(s)
1	Frani Echavarria	OF	L/R	5-6	Sr.	3V	Riverside, CA/Martin Luther King HS
2	Jordan Wallace	IF	R/R	5-5	Jr.	2V	Vallejo, CA/Fairfield HS
3	Jamia Reid	OF	L/R	5-4	Sr.	3V	Buena Park, CA/Kennedy HS
4	Alex Robben	1B/OF	L/L	5-5	So.	1V	Napa, CA/Napa HS
5	Elia Reid	OF	R/R	5-4	Sr.	3V	Buena Park, CA/Kennedy HS
6	Taylor Vincent	C	R/R	5-6	So.	1V	Pleasanton, CA/Foothill HS
7	Arianna Erceg	P/1B	R/R	6-0	So.	1V	Rancho Palos Verdes, CA/Palos Verdes HS
8	Danielle Henderson	3B/C	R/R	5-5	Fr.	HS	Elk Grove, CA/Sheldon HS
9	Jace Williams	IF	L/R	5-6	Sr.*	2V	Encinitas, CA/Washington/La Costa Canyon HS
10	Victoria Jones	IF/C	R/R	5-6	So.	1V	Oceanside, CA/Vista HS
17	Lindsey Ziegenhirt	C	R/R	5-6	Jr.	2V	Elk Grove, CA/Sheldon HS
18	Britt Vonk	SS	L/R	5-7	So.	1V	Het Stedelijk Lyceum Zuid/Enschede, Netherlands
20	Valerie Arioto	UT	R/R	5-7	Sr.	3V	Pleasanton, CA/Foothill HS
22	Mary Lee	IF/OF	R/R	5-7	Fr.	HS	San Diego, CA/Torrey Pines HS
23	Ashley Decker	2B/OF	L/R	5-5	So.	1V	Sparks, NV/Spanish Springs HS
24	LaRisa Jones	OF	L/R	5-4	So.	1V	Concord, CA/Clayton Valley HS
25	Breana Kostreba	IF	R/R	5-3	Fr.	HS	Aptos, CA/Aptos HS
27	Cheyenne Cordes	IF/OF	R/R	5-4	Fr.	HS	Fairfield, CA/Rodriguez HS
54	Jolene Henderson	P/1B	R/R	5-8	Jr.	2V	Elk Grove, CA/Sheldon HS
72	Nikki Owens	P	L/R	5-9	Fr.	HS	Scotts Valley, CA/Scotts Valley HS

Head Coach: Diane Ninemire (25th season, Nebraska-Omaha 1980)

Assistant Coach: John Reeves (19th season, San Jose State 1980)

Assistant Coach: Tammy Lohmann (Seventh season, Arizona State 1997)

Volunteer Assistant Coach: Angie Jacobs (Second season, California 1989)

Pronunciation Guide

Valerie Arioto	AIR-ee-OH-toe	Diane Ninemire	9-meyer
Cheyenne Cordes	CHI-anne Cor-DES	Elia Reid	Ah-LEE-uh
Frani Echavarria	EE-chah-vuh-ree-uh	Jamia Reid	Jam-EE-uh
Breana Kostreba	Bree-AUN-ah Coe-STREE-ba	Alex Robben	Alex ROBIN
Arianna Erceg	RR-ee-Aunna UR-ceg	Jace Williams	JAYCE Williams
LaRisa Jones	LA-riss-ah	Lindsey Ziegenhirt	ZIG-in-hurt

- The sweep of the Beavers was the fifth Pac-12 series sweep this year
- Cal is ranked first in the country in the latest edition of the RPI and No. 1 in both polls
- The Bears lost two of three to ASU last year in Berkeley, avoiding the sweep with a 3-2 upset win in the Sunday game

Bears Quick Hits

- Valerie Arioto paces the starters, hitting .398 with an incredible 1.009 slugging percentage thanks to her 21 homers
- Arioto set a new Bear program record with her 20th homer of the year on April 22
- Danielle Henderson is next in line in homers with 14, while Breana Kostreba has 12
- Jamia Reid has a team-high 44 stolen bases, going 44-for-46
- Arioto leads the Bears in RBI with 55, Jace Williams is second (43), Kostreba is third (38) and Danielle Henderson is fourth (37)
- Jolene Henderson (1.10 ERA, 197.2 IP, 31 ER, .179 b/avg) and Arioto (1.29 ERA, 119.2 IP, 22 ER, .190 b/avg.) split the pitching duties

Cal Records

Overall: 48-3
 Pac-12: 19-2
 Nonconference: 29-1
 Home: 12-1
 Road: 13-2
 Neutral: 23-0
 Ranked Opponents: 20-3
 Pac-12 Standing: First
 Streak: Won seven
 Last Five Games: 5-0
 Last 10 Games: 9-1
 Last Week: 3-0
 ESPN.com/USA Softball Poll: 1
 USA Today/NFCA Poll: 1
 RPI: 1

Jace Excels in Corvallis

Senior second baseman Jace Williams made the most of her last Pac-12 away series, leading the Bears in hitting with a .375 average over three games in Corvallis. In the key Pac-12 series sweep over No. 22 Oregon State, Williams also slugged .500 and had a .400 on-base percentage. More importantly, she had her RBI that came in the closest two of the three games. In Saturday's 4-2 win, Williams knocked in one run off a double and a hit. In Sunday's 4-1, Williams again drove in another RBI off a base hit.

Cal Tops RPI

In the latest edition of the RPI – released April 30 – the Bears continue to be first in the nation. Pac-12 rival Arizona State holds at second in the country in this week's rankings after jumping from fifth to third two weeks ago. Eight of the nine Pac-12 teams are ranked in the top 30 with Oregon eighth (down spot from last week), Arizona 10th (same), UCLA 11th (up two spots), Washington 17th (down two spots), Stanford 18th (jumped four spots) and Oregon State 23rd (same). After moving to 69th last week, Utah returns to 71st after being swept by ASU.

Pac-12 Rankings Watch

The Pac-12 continues to dominate the rankings with eight of the nine teams owning spots in the polls. Two of those eight teams are in the top 10 – No. 1 Cal and No. 2 ASU – with No. 12/13 Oregon, No. 15/14 UCLA, No. 16/17 Arizona, No. 17/15 Stanford, No. 18 Washington and No. 24 Oregon State rounding out the competition. OSU is no longer receiving votes in the USA Today/NFCA rankings, and Utah is unranked in both polls.

Pac-12 Standings Watch

Cal and ASU are the sole teams with only two conference losses. According to winning percentage, the Bears sit atop the leader board at .905 (19-2), while the Sun Devils are not

Quick Facts

UNIVERSITY INFORMATION

Location Berkeley, Calif.
 Nickname Golden Bears
 Colors Blue (282) and Gold (116)
 Enrollment 34,953
 Founded 1868
 Conference Pacific-12
 Home Venue Levine-Fricke Field (1304)
 Chancellor Robert J. Birgeneau
 Director of Athletics Sandy Barbour
 Softball Administrator Foti Mellis

TEAM INFORMATION

2011 Record 45-13
 2011 Pac-10 15-6/2nd
 2011 NCAA Postseason
 Louisville Regional (3-0)
 Lexington Super Regional (2-1)
 Women's College World Series (1-2)
 2011 Final Rank 5/5
 Starters Returning/Lost 9/0
 Letterwinners Returning/Lost 15/3
 Newcomers 5

COACHING STAFF

Head Coach Diane Ninemire
 (25th season, Nebraska-Omaha 1980)
 Cal/Career Record 1,059-509
 (entering 2012 season)
 Assistant Coach John Reeves
 (19th season, San Jose State 1980)
 Assistant Coach Tammy Lohmann
 (seventh season, Arizona State 1997)
 Volunteer Assistant Coach Angie Jacobs
 (second season, California 1989)
 Softball Office Phone (510) 643-9101
 Softball Fax (510) 643-1116

ATHLETIC COMMUNICATIONS

Softball Contact Anna Oleson-Wheeler
 Cell Phone (805) 708-3544
 Fax (510) 643-7778
 E-mail aowheeler@berkeley.edu
 Website CalBears.com
 Mailing Address 349 Haas Pavilion,
 Berkeley, Calif. 94720

SOCIAL MEDIA

Facebook Facebook.com/CalSoftball
 Twitter Twitter.com/CalSoftball
 Website CalBears.com
 YouTube YouTube.com/CalSoftball



Score by innings	1	2	3	4	5	6	7	8	9	EX	Total
California	69	62	55	54	56	42	19	0	0	1	358
Opponents	9	5	9	9	10	10	15	0	0	3	70

**ESPN.com/USA Softball Collegiate Top 25
May 8, 2012 — Week 13 (April 30 – May 6, 2012)**

No.	Team	Record	Pts.	Last
1.	California (20)	48-3	500	1
2.	Arizona State	45-5	479	2
3.	Alabama	47-6	451	4
4.	Oklahoma	42-8	443	3
5.	Tennessee	45-9	424	5
6.	Louisiana-Lafayette	46-3	379	6
7.	Florida	44-10	377	7
8.	Louisville	50-3	351	8
9.	Missouri	40-12	330	9
10.	Texas	41-10	326	10
11.	Georgia	40-14	288	11
12.	Oregon	37-14	279	12
13.	Hawaii	43-5	268	14
14.	Texas A&M	36-16	246	16
15.	UCLA	35-16	224	17
16.	Arizona	33-16	211	13
17.	Stanford	36-16	169	21
18.	Washington	36-17	137	15
19.	Florida State	45-13	115	19
20.	South Florida	45-10	111	18
21.	North Carolina	40-12	106	20
22.	Texas Tech	39-15	58	23
23.	Michigan	36-15	57	25
24.	Oregon State	33-19	53	22
25.	Syracuse	40-13	43	RV

Dropped Out: - LSU (24)

New to Poll: - Syracuse (RV)

Others receiving votes: Tulsa (26); Baylor (11); Kentucky (8); UMass (7); Notre Dame (6); LSU (4); Georgia Tech (4); UAB (4); Virginia Tech (2); SC Upstate (2); Maryland (1)

**USA TODAY/NFCA Division I Softball Poll
May 8, 2012**

No.	School	Record	Pts.	Last
1	California (30)	48-3	750	1
2	Arizona St.	45-5	718	2
3	Alabama	47-6	689	3
4	Oklahoma	42-8	663	4
5	Tennessee	45-9	602	7
6	La.-Lafayette	46-3	592	5
7	Florida	44-10	580	6
8	Texas	41-10	534	8
9	Louisville	50-3	503	9
10	Missouri	40-12	455	10
11	Hawai'i	43-5	447	12
11	Georgia	40-14	447	11
13	Oregon	37-14	402	13
14	UCLA	35-16	359	17
15	Stanford	36-16	311	19
16	Texas A&M	36-16	301	1
17	Arizona	33-16	273	15
18	Washington	36-17	232	14
19	USF	45-10	221	16
20	Florida St.	45-13	157	20
21	North Carolina	40-12	148	21
22	Michigan	36-15	139	23
23	Baylor	33-19	61	25
24	Syracuse	40-13	54	RV
25	Texas Tech	39-15	36	24

Dropped Out: No. 22 LSU

Others Receiving Votes: LSU 23, Massachusetts 15, Tulsa 13, BYU 7, Notre Dame 7, Kentucky 4; three others received votes, but only appeared on one ballot.

Cal in the National Polls

Date	Cal Record	ESPN.com/USA Softball Poll	USA Today/NFCA Poll
Preseason	0-0	3	4
Week 1 (2/14)	4-0	1 (14 first-place votes)	3 (10 first-place votes)
Week 2 (2/21)	8-0	1 (16 first-place votes)	3 (5 first-place votes)
Week 3 (2/28)	12-0	1 (16 first-place votes)	2 (5 first-place votes)
Week 4 (3/6)	16-0	1 (16 first-place votes)	2 (6 first-place votes)
Week 5 (3/13)	21-0	1 (15 first-place votes)	2 (6 first-place votes)
Week 6 (3/20)	25-1	2 (5 first-place votes)	2 (2 first-place votes)
Week 7 (3/27)	29-1/3-0	1 (18 first-place votes)	1 (20 first-place votes)
Week 8 (4/3)	33-1/6-0	1 (20 first-place votes)	1 (30 first-place votes)
Week 9 (4/10)	36-1/9-0	1 (20 first-place votes)	1 (29 first-place votes)
Week 10 (4/17)	39-2/11-1	1 (15 first-place votes)	1 (24 first-place votes)
Week 11 (4/24)	42-3/13-2	1 (18 first-place votes)	1 (29 first-place votes)
Week 12 (5/1)	45-3/16-2	1 (20 first-place votes)	1 (29 first-place votes)
Week 13 (5/8)	48-3/19-2	1 (20 first-place votes)	1 (30 first-place votes)

far behind at .895 (17-2). Oregon owns third place at 11-8 (.579). At .524, UCLA (11-10) is fifth. In fifth at .476 is Arizona (10-11). After sweeping Washington, Stanford moves into sixth at .429 (9-12). Oregon State is seventh (.400, 8-12), Washington is eighth (.304, 7-16), and Utah is ninth (.048, 1-20).

Henderson Nets Three Wins

With an ailing pitcher in Valerie Arioto, Jolene Henderson had to pitch more innings than she's used to during Pac-12 series last weekend in Corvallis against No. 22 Oregon State. Throwing two complete games (Friday's 9-1 win and Sunday's 4-1 victory) and five innings in Saturday's 4-2 victory, Henderson upped her record to 29-1 thanks to the three Ws – which are key in Cal's hunt for a Pac-12 title. Henderson accumulated a 0.82 ERA over the weekend, allowing just two earned runs across the 17.0 innings and three games. Despite nearly doubling the amount of pitches she threw in the first two games, Henderson fanned a recent high of 12 batters in Sunday's victory. In Friday's complete-game win, she walked just one and pitched a two-hitter.

Scouting Arizona State

- ASU is 45-5 overall, 387-2 at home, 5-2 when away, 3-1 at neutral site games and 17-2 in the Pac-12
- The Sun Devils are first in the Pac-12 in on-base percentage (.453), runs scored (379) and RBI (355) and rank second in batting (.346), slugging (.591)
- ASU pitching is right behind Cal in the Pac-12 rankings, standing second in team ERA (2.09), opposing batting average (.2020), wins (45), runs allowed (108) and earned runs allowed (94)
- Katelyn Boyd leads the Sun Devils in hitting (.458), slugging (.979) and on-base percentage (.589)
- Seven Sun Devil starters are hitting above a .335 mark
- On a 10-game winning streak, ASU has not lost since March 10, when then-No. 25/23 Oregon State upended the Sun Devils 4-2 in nine innings
- ASU swept its past three Pac-12 series – Utah (13-1 in five, 6-4, 13-5 in six), then-No. 11/13 UW (18-1 in five, 6-4, 13-5 in six) and then-No. 16 Stanford (11-9, 5-0, 7-1)
- In Pac-12 play, Katelyn Boyd is hitting .450 and slugging .900
- Dallas Escobedo has pitched more than half of conference games, owning a 2.72 ERA while Hillary Bach has a 2.83 ERA in 47 Pac-12 innings

Last Year's Series Against ASU

The then-No. 4 Sun Devils earned a 2-1 series victory over the then-No. 8 Bears in Berkeley during last season – 3-1, 7-2 and 2-3. In the opening game, a perfectly pleasant and sunny Friday in Strawberry Canyon took a turn for the worse in the top of the sixth inning, when ASU plated three to take a 3-1 lead over Cal. Despite scoring first, three runs by ASU were too much for Cal to recoup and the Golden Bears lost, 3-1. In the second game of the series, ASU worked hurler Arianna Erceg for 13 hits en route to a 7-2 Cal setback. After the Golden Bears (21-6 overall, 0-2 in the Pac-10) scored in the first, the Sun Devils (35-2, 2-0 in the Pac-10) scored twice in the fourth to pull ahead 2-1 and then dropped four runs in the fifth to gain the permanent lead. After struggling offensively for

Head Coach Diane Ninemire

Since her first year in 1988, Diane Ninemire has continually turned Cal into winningest and most successful softball programs ever.



From 1999-2005, Cal made seven straight trips to the College World Series with the Bears' most recent appearance in Oklahoma City coming in 2011. With a national championship, 11 Women's College World Series trips and 24 straight NCAA Regional appearances to her credit, it is no wonder that Cal enters every season as a contender for the national title. In 2011, Cal returned to the hallowed grounds of Oklahoma City for the 11th time in school history for the Women's College World Series.

During Ninemire's tenure, 37 All-America, 75 all-region and 120 all-conference certificates have been issued to Golden Bear athletes. Two of Ninemire's former players - Michele Granger and Gillian Boxx - were four-time All-Americans and helped the United States win a gold medal as members of the 1996 Olympic Team in Atlanta. Former California Golden Bear Vicky Galindo, whom Ninemire coached, was the most recent Cal softball player named to the 2008 15-member Olympic Team roster.

Already the winningest coach - male or female - in all of Cal history for any sport, she has accumulated the second-most wins in Pac-10 history. History was made in 2002 when Ninemire helped direct Cal to its first NCAA Championship at the WCWS with a 6-0 win over Arizona, the first women's title in Cal athletic program history. Ninemire was inducted into the NFCA Hall of Fame on Friday, Dec. 11, 2009.

Ninemire began her collegiate playing career at Midland Lutheran College. After one season, she transferred to Nebraska-Omaha, where she played on both the softball and basketball teams for three years. A shortstop and left fielder, Ninemire helped UNO to the 1978 championship and three appearances in the WCWS. Ninemire graduated from UNO in 1980 and completed her master's in physical education at Texas Woman's University in 1987. She began her coaching career at TWU in 1980 as Donna Terry's assistant before heading west to assist Terry and the Golden Bear program in 1983.

CAREER MILESTONES

Milestone	Date	Opponent	Result
First game	2/15/1988	Pacific	L 3-2
Win No. 1	2/15/1988	Pacific	W 2-0
First home win	3/5/1988	USF	W 3-1
First Regional game	5/20/1988	Fresno State	W 3-0 (8)
First Regional win	5/20/1988	Fresno State	W 3-0 (8)
Win No. 100	3/24/1990	Santa Clara	W 4-0
Win No. 200	4/16/1992	Santa Clara	W 13-0 (5)
First WCWS game	5/21/1992	Florida State	W 3-0
First WCWS win	5/21/1992	Florida State	W 3-0
Win No. 300	2/18/1995	LMU	W 2-0
Win No. 400	4/27/1997	New Mexico State	W 2-0
Win No. 500	2/12/2000	Florida A&M	W 7-0
No. 600	2/8/2002	Kansas	W 6-2
First NCAA Title	5/27/2002	Arizona	W 6-0
Win No. 700	5/24/2003	Oklahoma	W 5-2
Win No. 800	5/12/2005	Arizona	W 1-0
Win No. 900	2/29/2008	Long Beach State	W 15-7
Win No. 1,000	4/7/2010	Sac State	W 6-0
Win No. 1,100	4/0/2012	Oregon	W 8-1

BY THE NUMBERS

- Career record entering 2012: 1,059-509
- Entering her 25th year as head coach in 2012
- 24 seasons as head coach
- 24 winning seasons
- 21 top-five Pac-10 finishes
- Coached seven Olympians
- 37 All-American selections (18 All-Americans)
- 75 All-Region certificates (40 All-Region student-athletes)
- 120 All-Conference selections (58 honorees)
- 11 WCWS All-Tournament Team selections (7 student-athletes)
- 38 Regional All-Tournament Team selections (22 student-athletes)
- 11 Academic All-Americans (seven honorees)
- 47 Academic All-Conference selections (29 student-athletes)
- 2 Pac-10 Pitchers of the Year
- 1 Pac-10 Championship
- 24 years in postseason
- 11 trips to WCWS
- 3 WCWS title game appearances

COACHING HONORS

- 2011 NFCA Pacific Region Coaching Staff of the Year
- 2011 Midland University Athletic Hall of Fame Induction
- 2009 NFCA Hall of Fame Induction
- 2002 NFCA Coaching Staff of the Year
- 1991 Pac-10 Coach of the Year

CAREER RESULTS

Year	Record	Conference	Notes
1988	39-24	5th Pac-10	NCAA Regional
1989	38-26	4th Pac-10	NCAA Regional
1990	41-28	3rd Pac-10	NCAA Regional
1991	48-20	3rd Pac-10	NCAA Regional
1992	47-16	3rd Pac-10	NCAA CWS (T5th)
1993	37-20	4th Pac-10	NCAA Regional
1994	40-21	5th Pac-10	NCAA Regional
1995	41-21	3rd Pac-10	NCAA Regional
1996	41-23	4th Pac-10	NCAA CWS (T5th)
1997	36-26	4th Pac-10	NCAA Regional
1998	35-27	4th Pac-10	NCAA Regional
1999	51-22	5th Pac-10	NCAA CWS (T3rd)
2000	49-25	T7th Pac-10	NCAA CWS (T7th)
2001	54-18	7th Pac-10	NCAA CWS (T5th)
2002	56-19	4th Pac-10	NCAA Champion
2003	49-20	3rd Pac-10	NCAA CWS (2nd)
2004	53-13	T2nd Pac-10	NCAA CWS (2nd)
2005	52-15	T1st Pac-10	NCAA CWS
2006	48-14	3rd Pac-10	NCAA Super Regional
2007	34-32	8th Pac-10	NCAA Regional
2008	43-27	5th Pac-10	NCAA Super Regional
2009	38-20	5th Pac-10	NCAA Super Regional
2010	44-19	T4th Pac-10	NCAA Super Regional
2011	45-13	2nd Pac-10	NCAA CWS (T5th)
2012	48-3	N/A	N/A

Ninemire's Total Record: 1,107-512

the first two games of the series, Cal unloaded for six hits but the final at-bat did not involve putting the ball in play. With the game tied 2-2, bases loaded with two outs, Jordan Wallace waited out a walk to plate Ashley Decker and give the Bears a 3-2 upending over the Sun Devils on April 3.

Senior Class 10th in the Country

The five Golden Bear seniors rank 10th in the nation in winning percentage of 2012 graduating classes. Across the past four years, the five seniors have accumulated a 175-55 record for a .760 winning percentage. Florida (.848), Alabama (.841) and Arizona State (.813) make up the top three.

Bears Break Records

With the regular season still a week away from completion and the season hopefully still far from over, Cal has already broken program records. The 358 runs scored this year is now the team season high, besting the previous mark of 322, which was set in 2007. Similarly, the 319 RBI sets a team record, topping the old high of 286 RBI in 2010. The 72 homers blow the old mark of 55 (set in 2009) out of the water. Should the Bears' bats stay laser focused, the team average could also be a new high with Cal currently hitting .322 and the all-time best being .328, a mark that has stood since 1977. The Bears are on track to get the highest field average – currently owning a .980 with the program high being .978, which occurred in 2005. Cal is also eight wins away from besting the current record of 56, which was set in 2002, the year Cal won its first NCAA Championship.

Senior Q&A With Valerie Arioto

Though she has already enjoyed commencement exercises – donning the cap and gown in December – senior Valerie Arioto finished her academic collegiate career two weeks ago. Arioto further capped off her time in Berkeley on May 3 by receiving the Tom Hansen Pac-12 Medal, which is given to the top male and female senior student-athletes at each member institution. After redshirting her true senior season last year, Arioto paces the starters, hitting .398 with an incredible 1.009 slugging percentage thanks to her 21 homers. Additionally, she set a new Bear program record with her 20th homer of the year on April 22. CalBears.com sat down with the Lowe's Senior CLASS Award finalist to talk all things Berkeley.

Selection Show Set for Sunday

The Golden Bears will learn their postseason fate on Sunday, May 13. ESPNU will televise the NCAA Selection Show beginning at 7 p.m. PT.

Last Week on the Diamond

The No. 1 Bears notched their seventh Pac-12 series victory and fifth conference series sweep by beating No. 22 Oregon State 9-1 in five innings on May 4, 4-2 on May 5 and 4-1 on May 6 in Corvallis, Ore. Capitalizing on some hot hitting and a trio of Beaver errors, Cal handled

OSU 9-1 in five innings on May 4 in the opening game of the series. Frani Echavarria drove in the first two runs in the top of the second. With her Bears leading 6-0, Danielle Henderson sky rocketed the Bears into mercy territory with a three-run jack in the top of the fourth to put Cal up 9-0. OSU avoided being Cal's 24th shutout victim by tacking on a run in the bottom of the fifth. Jolene Henderson (27-1) went the distance, pitching a two-hitter with the one earned run. In the second outing, the Bears scored once in the first, twice in the third and once in the fifth en route to a 4-2 win over the Beavers, getting solo shots from Valerie Arioto and Breana Kostreba, while Victoria Jones and Jace Williams accounted for the other two RBI. Arioto - who notched her 21st homer of the season before even stepping foot in the circle - pitched the first two innings, in which she struck out two and allowed three hits. Jolene Henderson (28-1) threw the final five, with two unearned runs scoring under her watch. For the third time this weekend, an early lead proved key for the Golden Bears, who doubled their lead with two runs in the sixth to take a 4-0 advantage into the seventh, when the Beavers avoided the shutout with one run. In that final game, Lindsey Ziegenhirt homered, and sacrifice flies from Cheyenne Cordes and Jace Williams accounted for two other RBI.

Highlighting Pac-12 Play

- Cal has won each of the seventh conference series in which it has played
- The Bears have swept five of the seven conference series to date
- Cal opened Pac-12 play with a 3-0 sweep of then-No. 9 Stanford
- Then-No. 13 Arizona handed the Bears their first conference loss April 14 in an 8-3 decision
- Oregon – then ranked No. 14/18 – also managed to steal a game, defeating Cal 1-0 on April 21
- The Conference coaches picked Cal to finish second in their preseason poll

Shutout Central

Of Cal's 48 wins this year, 23 of them have been shutout victories. Eight of the shutouts have come during Pac-12 play. In their three losses, the Bears' opponents have shut out Cal in just one of the games. The Bears are three shutouts shy of making the all-time season best list. The current record for Cal shutouts in a season is 38, which occurred in 1992.

Road Warriors

Cal has played either on the road or at a neutral site for 38 of its 51 games. Across their six nonconference tournaments – traveling to Tempe, Las Vegas, Cathedral City, Fullerton, Fresno and Honolulu – the Bears posted a perfect 23-0 neutral-site record. Including its 12 road Pac-12 games, Cal is 13-2 when playing on the road.

Home is a Haven

As if their road and neutral site record was not impressive enough, Cal brings a 12-1 home record into this weekend against Arizona State. The

Pac-12 Conference Standings

Team	Pac-12 W	L	T	Pct.	W	L	T	Pct.	Last 10	Streak
California	19	2	0	.905	48	3	0	.941	9-1	W 7
Arizona State	17	2	0	.895	45	5	0	.900	10-0	W 10
Oregon	11	8	0	.579	37	14	0	.725	6-4	L 1
UCLA	11	10	0	.524	35	16	0	.686	6-4	L 1
Arizona	10	11	0	.476	33	16	0	.673	5-5	W 1
Stanford	9	12	0	.429	36	16	0	.692	6-4	W 4
Oregon State	8	12	0	.400	33	19	0	.635	5-5	L 3
Washington	7	16	0	.304	36	17	0	.679	2-8	L 7
Utah	1	20	0	.048	26	26	0	.500	3-7	L 4

only team thus far to best the Bears at Levine-Fricke Field was then-No. 13 Arizona, which defeated Cal 8-3 on April 14.

Bears Honor Friends of Jaclyn Adoptee on April 30

For the third consecutive year, California softball's Friends of Jaclyn adoptee Bebe and her family made the trip to Levine-Fricke Field to take in a Golden Bear game, but the changes that have occurred in Bebe since her first game in 2010 and this year are nothing short of miraculous. Fatigued beyond belief by cancer treatments during her first Cal outing two years ago, Bebe's father Geoff had to throw out the first pitch while Bebe slept in his arms. Last year, Bebe threw out the first pitch by herself. Before the April 29 game, not only did Bebe throw out the first pitch, but she also enjoyed a warm-up dance session, gave the Bears a pre-game speech then signed autographs for anyone and everyone after the game.

Ninemire Nets Career Win No. 1,100

Head coach Diane Ninemire hit yet another milestone – notching career win No. 1,100 thanks to the 8-1 victory over then-No. 14/18 Oregon on April 20, 2012. Entering the 2012 season with a career record of 1,059-509 in 24 complete years at the helm of the storied Golden Bear program, the Bears' epic success this year powered Ninemire to the necessary 41 wins to hit the next platform. As of April 22, 2012, only 12 coaches in the history of collegiate softball and only six in Division I ball – including Ninemire – had hit the 1,100 mark.

Arioto Breaks Homer Record

Valerie Arioto not only drove in three RBI across four games to power her top-ranked Bears to a Pac-12 series victory over No. 14/18 Oregon and a 10-2 nonconference decision over Santa Clara, but she also broke her own single-season record for homers. She was previously tied – both in 2010 and 2011 – with Veronica Nelson for first place on the Cal program record for homers in a season at 19, but she blasted a shot in the Sunday game against Oregon to propel her to the top. After starting the season third on the career homers list, Arioto is now in second place with an astonishing 51 homers. She needs to hit the 55 mark to tie Nelson for first and 56 to own it outright. She also spread four hits across the four games and accumulated five walks for she is the most feared batter in the country. She hit .444, slugged .778 and rocked a .643 on-base percentage.

Arioto Merits Tom Hansen Pac-12 Medal

After a storied career that is hopefully far from over, California softball utility Valerie Arioto earned herself one of the most coveted awards in the Pac-12 – the Tom Hansen Pac-12 Conference Medal – which is given to the top male and female senior student-athletes at each member institution. Arioto joined men's basketball senior guard Jorge Gutierrez to accept the award at the Academic Honors Luncheon on May 3. The determination is based on the exhibition of the greatest combination of performance and achievement in scholarship, athletics and leadership.

Ziegenhirt Earns Golden Bear Award

At the May 3 Academic Honors Luncheon in Berkeley, junior catcher Lindsey Ziegenhirt proudly represented the Cal softball team by earned the Golden Bear Achievement Award. The awards are presented to the student-athlete with the highest GPA on his or her respective team. Ziegenhirt is majoring in psychology.

Talk of the Polls

For each week this season, the Bears were recognized as one of the top-25 teams in the nation, being ranked in each of the national polls. Cal's highest ranking in the ESPN.com/USA Softball poll was first – a mark the Bears achieved 11 times. The Bears were the unanimous choice for No. 1 in that poll three times this season. The Bears were also as high as No. 1 in the USA Today/NFCA poll – holding the top spot for six weeks. Cal was unquestionable No. 1 team in that poll once (week eight, April 3), but received 29 of the possible 30 first-place votes three times. The Bears began the season ranked third in the ESPN.com/USA Softball poll and fourth in the USA Today/NFCA poll.

Cal Adds 704 Bleacher Seats to Levine-Fricke Field

Cal Athletics has installed 704 more seats at Levine-Fricke Field. With the addition of the new seats – which are in the outfield – crowd capacity at Levine-Fricke Field more than doubled.

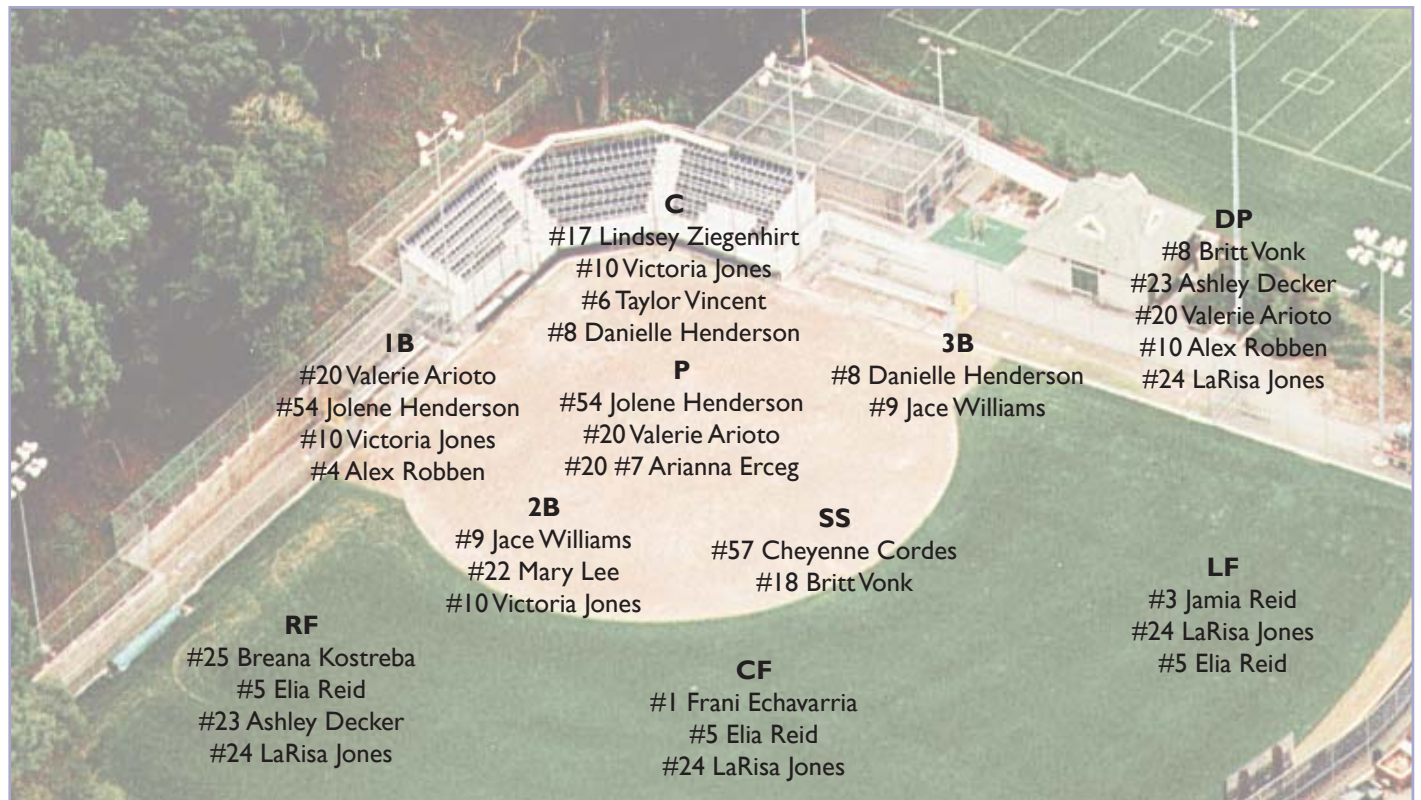
Three Bears Make Player of the Year Top-25 List

Valerie Arioto, Jolene Henderson and Jamia Reid have the utmost honor of being named three of the 25 finalists for the 2012 USA Softball Collegiate Player of the Year, the Amateur

Record When...

Overall	48-3
Conference	19-2
Non-Conference	29-1
Home games	12-1
Away games	13-2
Neutral site	23-0
Day games	46-2
Night games	2-1
vs Left starter	4-0
vs Right starter	44-3
1-Run games	3-1
2-Run games	6-1
5+Run games	31-1
Extra innings	0-1
Shutouts	23-1
Scoring 0-2 runs	5-2
..... 3-5 runs	10-1
..... 6-9 runs	19-0
..... 10+ runs	14-0
Opponent 0-2 runs	35-1
..... 3-5 runs	13-1
..... 6-9 runs	0-1
..... 10+ runs	0-0
Scored in 1st inning	27-0
Opp. scored in 1st	5-0
Scores first	43-1
Opp. scores first	5-2
After 4 leading	40-0
..... trailing	2-0
..... tied	6-3
After 5 leading	33-0
..... trailing	1-0
..... tied	1-3
After 6 leading	29-0
..... trailing	1-2
..... tied	0-1
Hit 0 home runs	13-2
... 1 home run	16-1
... 2+ home runs	19-0
Opponent 0 home runs	43-2
..... 1 home run	3-1
..... 2+ HRs	2-0
Made 0 errors	28-1
... 1 error	17-1
... 2+ errors	3-1
Opp. made 0 errors	13-1
..... 1 error	17-2
..... 2+ errors	18-0
Out-hit opponent	41-1
Out-hit by opponent	5-2
Hits are tied	2-0
Current winning streak.....	7
Longest winning streak.....	23
Longest losing streak.....	1
Home attendance	5959 (458/game)
Away attendance	16280 (428/game)
Total attendance	22239 (436/game)

California Depth Chart



Softball Association announced April 11. This award, which is considered the most prestigious honor in Division I women's collegiate softball, is designed to recognize outstanding athletic achievement by female collegiate softball players across the country. The three Golden Bears were also named to the top-50 watch list, and Cal is just one of two schools with three student-athlete representatives.

Cal Kids Days Return

Join this Saturday for your chance to run around the bases and get autographs from the team after the game! All youth 12th grade and below receive free admission to every Cal softball game, including Cal Kids Days!

The Bears Versus Ranked Competition

After sweeping UCLA and Oregon State, the Bears are now 20-3 against ranked competition this season:

- Feb. 10: No. 3/4 Cal vs. No. 9/14 Tennessee – W 13-5
- Feb. 19: No. 1/3 Cal vs. No. 25 LSU – W 14-3 (5)
- March 14: No. 1/2 Cal vs. No. 21/22 Texas A&M – W 3-0
- March 15: No. 1/2 Cal vs. No. 6 Texas – W 6-3
- March 15: No. 1/2 Cal at No. 19/18 Hawaii – L 3-1 (10)
- March 23: No. 2 Cal at No. 9 Stanford – W 9-0
- March 25: No. 2 Cal at No. 9 Stanford – W 4-3
- March 25: No. 2 Cal at No. 9 Stanford – W 8-0
- March 30: No. 1 Cal vs. No. 3 Washington – W 2-1
- April 1: No. 1 Cal vs. No. 3 Washington – W 5-3
- April 1: No. 1 Cal vs. No. 3 Washington – W 6-4
- April 13: No. 1 Cal vs. No. 13 Arizona – W 2-0
- April 14: No. 1 Cal vs. No. 13 Arizona – L 8-3
- April 15: No. 1 Cal vs. No. 13 Arizona – W 6-0
- April 20: No. 1 Cal at No. 14/18 Oregon – W 8-1
- April 21: No. 1 Cal at No. 14/18 Oregon – L 1-0
- April 22: No. 1 Cal at No. 14/18 Oregon – W 10-0 (6)
- April 27: No. 1 Cal vs. No. 14/15 UCLA – W 3-0

- April 28: No. 1 Cal vs. No. 14/15 UCLA – W 8-0 (6)
- April 29: No. 1 Cal vs. No. 14/15 UCLA – W 10-3
- May 4: No. 1 Cal at No. 22 Oregon State – W 9-1 (8)
- May 5: No. 1 Cal at No. 22 Oregon State – W 4-2
- May 6: No. 1 Cal at No. 22 Oregon State – W 4-1

Opening Day

Thanks to the 13-5 win over Tennessee to start the 2012 season, Cal has now won 33 of its year openers. In five of the past seven lid lifters, the Bears have scored 10+ wins.

Ninemire Utilizes Multiple Line-Ups

In each of the four games in the desert to start the season, head coach Diane Ninemire started a slightly shifted nine. Victoria Jones, Danielle Henderson, Lindsey Ziegenhirt and Taylor Vincent all saw time behind the dish. Jace Williams shifted between third and second, while Danielle Henderson played at first and third in addition to her catching time. In total, all 17 active players saw time on the field or in the batter's box.

Preseason Rankings Rate Cal Softball as No. 3/4

After finishing the 2011 campaign as the No. 5 team in the country according to both polls and the final Women's College World Series standings, Cal started 2012 as the third and fourth best team, according to the preseason rankings. The ESPN.com/USA Softball poll placed the Golden Bears at No. 3 while the USA Today/NFCA standings held Cal at No. 4. With the No. 3 laudation by the ESPN.com/USA Softball, the poll placed Cal two spots ahead of its final 2011 ranking while the USA Today/NFCA rankings have the Bears one spot of their final ranking.

Pac-12 Softball Coaches Envision Cal to Finish Second

The Pac-12 coaches forecasted the Bears to finish second in the prestigious conference according to the preseason poll released Jan. 28. The Golden Bears received two first-place votes and 58 total points to take second in the preseason poll, marking the highest predicted finish

2012 Honor Roll

since 2005. Just three points ahead of Cal, defending national champion Arizona State garnered six first-place votes to occupy the No. 1 spot in the annual poll. Arizona, which took third, rounded out the first-place votes with one. Last year, Cal was in a tie for fourth in the preseason poll only to take second, which was the highest conference finish for the Bears since they tied for first in 2005. In eight of the past 11 seasons, the Bears have finished higher than they were predicted to in the preseason poll. In 2002, the coaches foresaw Cal finishing in a tie for sixth, but not only did the Bears take fourth, they also went on to win the national title.

Bears Celebrate Holidays With Friends of Jaclyn Adoptee

Before departing Berkeley to spend the winter break with their families, the Bears spent time with important members of their Cal family - Bebe Wiggs and her family. In 2010, the Bears adopted Bebe, a local child with pediatric cancer, through the Friends of Jaclyn Foundation. The Friends of Jaclyn Foundation (FOJ) is a non-profit, charitable organization that improves the quality of life for children with pediatric brain tumors and their families. This past December, Cal joined the Wiggs family for a holiday celebration. Everyone enjoyed a delicious dinner at the newly opened Simpson Center for Student-Athlete High Performance. Following the meal, the group headed to the softball squad's brand-new locker room for presents and a big surprise for Bebe. Prior to the dinner, the Bears and staff selected a locker that will be Bebe's for the duration. They filled it with presents for her and then gift wrapped the locker for Bebe.

USA Softball Lauds Cordes as Junior of the Year

Freshman Cheyenne Cordes joined an elite group of people when USA Softball and the Amateur Softball Association recognized her as the Athlete of the Year from the Junior Women's National Team program. Cordes helped lead the United States to the gold medal at the International Softball Federation Junior Women's World Championship, Dec. 6-17, in Cape Town, South Africa. She was the only member of the team to start in all 11 games in Cape Town and one of two athletes to play in all 11 games. While seeing time primarily at third, she also led the U.S. in hits (15), extra base hits (seven), RBI (12) and stolen bases (three).

ASA/USA Softball Names Arioto to National Squad

Senior Valerie Arioto earned herself a spot on the 2012 USA Softball Women's National Team, the Amateur Softball Association (ASA) of America announced Jan. 11. Arioto joined 11 athletes in the selection. An additional five athletes will be named to the squad, which will compete at the International Softball Federation (ISF) Women's World Championship, following a 2012 USA Softball Women's National Team and USA Softball Women's Elite National Team Selection Camp in June. In her rookie season with the USA Softball Women's National Team, Arioto started in 24 of 26 games played. At the plate, she was 21-for-57 (.368), hitting a team-high eight doubles, two triples and four homeruns. She had 19 runs scored and 21 RBI. Arioto and her teammates who were named to the 2012 USA Softball Women's National Team helped Team USA win the gold medal at the 2011 World Cup of Softball in July in Oklahoma City and the 2011 Pan American Games in October in Guadalajara, Mexico.

Remembering the 2011 Campaign

- After starting the year ranked 12th in both national polls and slated to finish fourth in the Pac-10, the Bears ended the season second in the conference and fifth in the country after making it to the Women's College World Series
- Cal closed out the year at a 45-13 clip with an impressive 15-6 conference record
- The Bears won at least one game in each Pac-10 series and swept three schools - then-No. 17 Oregon, Oregon State as well as then-No. 8 and defending national champion UCLA
- Earning the seven seed and top billing at the Louisville Regional, Cal made its 26th appearance in the NCAA Tournament
- In Louisville, the Bears outscored their opponents, 13-3, and won all three games to give Cal its 12th Regional title in the past 13 years and ninth Regional in which the Bears posted a perfect record
- Cal battled Kentucky in a three-game series to win the Lexington Super Regional, marking the first victories over an SEC team in Super Regionals
- The Bears lost the opening game of the WCWS to Alabama, but defeated Oklahoma

Valerie Arioto

Tom Hansen Pac-12 Medal Winner (5/3)
USA Softball Player of the Year Top-25 Finalist (4/11)
NFCA Player of the Week (3/27)
Pac-12 Player of the Week (3/26)
Chevron Spring Fling All-Tournament Team (3/17)
Pac-12 Player of the Week (2/21)
Lowe's Senior CLASS Award Candidate
Pac-12 Player of the Week (2/14)
USA Softball Player of the Week (2/14)
Muscle Milk Student-Athlete of the Week (2/13)
USA Softball Player of the Year Watch List

Cheyenne Cordes

USA Softball Junior of the Year

Frani Echavarria

Chevron Spring Fling All-Tournament Team (3/17)

Jolene Henderson

Pac-12 Pitcher of the Week (4/30)
Pac-12 Pitcher of the Week (4/23)
USA Softball Player of the Year Top-25 Finalist (4/11)
Pac-12 Pitcher of the Week (4/2)
Pac-12 Pitcher of the Week (3/26)
Chevron Spring Fling Most Valuable Pitcher (3/17)
Pac-12 Pitcher of the Week (3/13)
USA Softball Player of the Year Watch List

Jamia Reid

USA Softball Player of the Year Top-25 Finalist (4/11)
Pac-12 Player of the Week (4/2)
USA Softball Player of the Year Watch List

Britt Vonk

Chevron Spring Fling Most Valuable Player (3/17)

Lindsey Ziegenhirt

Golden Bear Award (5/3)

Cal in the Pac-12

Cal Versus the Pac-12

Batting: third (.322)
Slugging: third (.539)
On-base percentage: third (.426)
Runs scored: second (358)
RBI: third (319)
Home runs: third (72)
Total bases: third (712)
Sac flies: third (15)
Stolen bases: second (70)
Fielding percentage: first (.980)

Cal Pitching Versus the Pac-12

ERA: first (1.22)
Opposing batting: first (.185)
Batters struck out: first (392)
Batters struck out looking: first (99)
Wins: first (48)
Hits allowed: first (217)
Runs allowed: first (70)
Earned runs allowed: first (57)
Walks allowed: first (86)
Home runs allowed: first (8)

Bears in the Pac-12

Hitting: Arioto – eighth (.398); J. Reid – ninth (.383)
Slugging: Arioto – first (1.009)
On-base percentage: Arioto – first (.626); Echavarria – 10th (.479)
Runs scored: Arioto – tied for second (57)
Hits: J. Reid – third (69)
RBI: Arioto – fifth (55)
Home runs: Arioto – first (21); D. Henderson – tied for seventh (14)
Walks: Arioto – first (69); Williams – eighth (31)
Sac flies: Cordes – first (5)
Steals: J. Reid – first (44)

Bear Pitchers in the Pac-12

ERA: Henderson – first (1.10); Arioto – second (1.29)
Opposing batting average: Henderson – first (.179); Arioto – third (.190)
Batters struck out: J. Henderson – second (238); Arioto – ninth (144)
Batters struck out looking: J. Henderson – first (74)
Wins: J. Henderson – second (28); Arioto – tied for fourth (19)
Saves: J. Henderson – tied for second (4)
Runs allowed: Arioto – second (29); J. Henderson – fourth (36)
Earned runs allowed: Arioto – first (22); J. Henderson – fifth (31)
Doubles allowed: Arioto – first (7)
Home runs allowed: Arioto – first (1); J. Henderson – tied for second (6)

State before losing to eventual runner-up Florida

- Cal was ranked in the top-25 all season, reaching a season highs of No. 5 (ESPN.com/ USA Softball) and No. 6 (USA Today/NFCA) during the season
- The NFCA lauded Jolene Henderson and Jamia Reid as All-Americans
- The Cal coaching staff was named the Pacific Regional Staff of the Year
- The NFCA put Jolene Henderson, Jamia Reid, Jace Williams and Britt Vonk on its All-Pacific Region Team
- Six Bears merited All-Pac-10 laurels with Henderson as the Pac-10 Pitcher of the Year
- Jace Williams and Lindsey Ziegenhirt earned the Pac-10 All-Academic honors

Cal Coaches Ink Four Recruits for 2013 Campaign

As they have built quite a reputation in doing, the California softball coaching staff has signed four outstanding recruits to National Letters of Intent, head coach Diane Ninemire announced this fall. Vanessa Alvarez, Khala Taylor, Jasmin Mejia and Nisa Ontiveros will suit up in the Blue & Gold come the spring of 2013.

The Automated ScoreBook
Overall Statistics for California (as of May 06, 2012)
(All games Sorted by Batting avg)

Record: 48-3 Home: 12-1 Away: 13-2 Neutral: 23-0 Pac-12: 19-2

Player	avg	gp-gs	ab	r	h	2b	3b	hr	rbi	tb	slg%	bb	hp	so	gdp	ob%	sf	sh	sb-att	po	a	e	fld%	
Arioto, Valerie	.398	51-51	113	57	45	6	0	21	55	114	1.009	69	3	19	1	.626	2	0	1-1	198	48	3	.988	
Reid, Jamia	.383	49-49	180	43	69	2	2	0	12	75	.417	1	3	27	0	.397	0	4	44-46	23	2	2	.926	
Echavarría, Frani	.377	51-51	122	36	46	12	0	4	27	70	.574	15	9	18	0	.479	0	0	5-7	21	3	1	.960	
Vonk, Britt	.339	38-37	121	29	41	5	0	0	18	46	.380	12	0	18	0	.398	0	4	11-12	17	2	1	.950	
Kostreba, Breana	.304	48-47	125	31	38	8	0	12	38	82	.656	17	5	27	1	.403	2	0	0-0	6	1	0	1.000	
Henderson, Danielle	.295	50-50	132	34	39	3	0	14	37	84	.636	25	2	40	1	.413	1	0	1-1	65	75	2	.986	
Cordes, Cheyenne	.286	51-51	133	34	38	5	0	6	30	61	.459	26	2	28	0	.398	5	3	3-3	50	84	4	.971	
Williams, Jace	.284	49-49	134	33	38	12	0	6	43	68	.507	31	1	10	0	.417	2	1	5-5	61	101	7	.959	

Vincent, Taylor	.667	10-0	3	3	2	0	0	0	1	2	.667	1	0	0	0	.750	0	0	1-1	13	2	0	1.000	
Jones, LaRisa	.429	22-0	7	5	3	0	1	0	4	5	.714	1	0	0	0	.500	0	0	0-0	0	0	0	.000	
Jones, Victoria	.341	39-33	44	10	15	5	1	1	13	25	.568	4	0	13	0	.388	1	3	0-0	200	26	2	.991	
Robben, Alex	.333	14-1	6	1	2	0	0	0	0	2	.333	0	0	2	0	.333	0	0	0-1	30	1	2	.939	
Decker, Ashley	.286	34-15	56	17	16	2	0	4	11	30	.536	4	1	14	0	.344	0	0	2-2	3	0	0	1.000	
Henderson, Jolene	.284	45-37	67	11	19	2	0	2	17	27	.403	3	3	12	0	.342	0	0	0-0	77	53	0	1.000	
Reid, Elia	.273	28-7	33	11	9	1	0	0	6	10	.303	6	0	10	1	.385	0	1	5-5	3	0	1	.750	
Ziegenhirt, Lindsey	.139	32-29	36	3	5	0	0	2	6	11	.306	4	1	8	0	.233	2	1	0-0	208	15	1	.996	
Lee, Mary	.000	16-0	8	0	0	0	0	0	1	0	.000	1	1	5	0	.200	0	0	0-0	6	8	1	.933	
Erceg, Arianna	.000	6-3	1	0	0	0	0	0	0	0	.000	0	0	1	0	.000	0	0	0-0	0	4	1	.800	
Totals	.322	51	1321	358	425	63	4	72	319	712	.539	220	31	252	4	.426	15	17	78-84	981	425	28	.980	
Opponents	.185	51	1173	70	217	23	3	8	64	270	.230	86	15	392	6	.249	1	13	23-33	921	343	62	.953	

LOB - Team (330), Opp (240). DPs turned - Team (17), Opp (15). CI - Team (0), Opp (2). IBB - Team (8), Arioto 8, Opp (1).
Picked off - Reid, J. 1.

(All games Sorted by Earned run avg)

Player	era	w-l	app	gs	cg	sho	sv	ip	h	r	er	bb	so	2b	3b	hr	b/avg	wp	hp	bks	sfa	sha
Henderson, Jolene	1.10	29-1	36	26	24	12/5	4	197.2	125	36	31	50	238	15	0	6	.179	2	10	1	1	8
Arioto, Valerie	1.29	19-2	22	22	14	5/4	0	119.2	83	29	22	32	144	7	3	1	.190	2	5	1	0	5
Erceg, Arianna	2.90	0-0	6	3	0	0/3	0	9.2	9	5	4	4	10	1	0	1	.231	2	0	0	0	0
Totals	1.22	48-3	51	51	38	23/6	4	327.0	217	70	57	86	392	23	3	8	.185	6	15	2	1	13
Opponents	6.79	3-48	51	51	16	1/0	0	307.0	425	358	298	220	252	63	4	72	.322	30	31	1	15	17

PB - Team (4), Ziegenhirt 2, Jones, V. 2, Opp (16). Pickoffs - Team (2), Jones, V. 2, Opp (1). SBA/ATT - Henderson, J (18-24), Jones, V. (11-18), Ziegenhirt (12-15), Arioto (5-8), Erceg (0-1).

The Automated ScoreBook
Overall Statistics for California (as of May 06, 2012)
(All games Sorted by Fielding pct)

Player	c	po	a	e	fld%	dp	sba	csb	sba%	pb	ci
Henderson, Jolene	130	77	53	0	1.000	5	18	6	.750	0	0
Vincent, Taylor	15	13	2	0	1.000	0	0	0	---	0	0
Kostreba, Breana	7	6	1	0	1.000	0	0	0	---	0	0
Decker, Ashley	3	3	0	0	1.000	0	0	0	---	0	0
Ziegenhirt, Lindsey	224	208	15	1	.996	2	12	3	.800	2	0
Jones, Victoria	228	200	26	2	.991	5	11	7	.611	2	0
Arioto, Valerie	249	198	48	3	.988	6	5	3	.625	0	0
Henderson, Danielle	142	65	75	2	.986	8	0	0	---	0	0
Cordes, Cheyenne	138	50	84	4	.971	6	0	0	---	0	0
Echavarría, Frani	25	21	3	1	.960	0	0	0	---	0	0
Williams, Jace	169	61	101	7	.959	11	0	0	---	0	0
Vonk, Britt	20	17	2	1	.950	0	0	0	---	0	0
Robben, Alex	33	30	1	2	.939	2	0	0	---	0	0
Lee, Mary	15	6	8	1	.933	0	0	0	---	0	0
Reid, Jamia	27	23	2	2	.926	0	0	0	---	0	0
Erceg, Arianna	5	0	4	1	.800	0	0	1	.000	0	0
Reid, Elia	4	3	0	1	.750	0	0	0	---	0	0
Jones, LaRisa	0	0	0	0	.000	0	0	0	---	0	0
Totals	1434	981	425	28	.980	17	23	10	.697	4	0
Opponents	1326	921	343	62	.953	15	78	6	.929	16	2

Hitting minimums - 100 AB
Pitching minimums - 1 Games

The Automated ScoreBook
Game Results for California (as of May 06, 2012)
(All games)

Date	Opponent	Score	Inns	Overall	Pac-12	Pitcher of record	Attend	Time
~ Feb 10, 2012	vs #3 Tennessee	w 13-5	7	1-0-0	0-0-0	Henderson, J (W 1-0)	408	2:40
~ Feb 11, 2012	vs Bradley	w 5-0	7	2-0-0	0-0-0	Arioto (W 1-0)	185	1:08
~ Feb 11, 2012	vs #3 Texas State	w 10-0	5	3-0-0	0-0-0	Henderson, J (W 2-0)	220	1:25
~ Feb 12, 2012	vs #3 Syracuse	w 6-3	7	4-0-0	0-0-0	Henderson, J (W 2-0)	96	1:50
! Feb 17, 2012	vs DePaul	w 2-0	7	5-0-0	0-0-0	Arioto (W 2-1)	0	1:35
! Feb 18, 2012	vs San Jose State	w 7-0	7	6-0-0	0-0-0	Henderson, J (W)	120	1:37
! Feb 18, 2012	vs UC Riverside	w 10-0	5	7-0-0	0-0-0	Arioto (W 3-0)	0	1:45
! Feb 19, 2012	vs #25 LSU	w 14-3	5	8-0-0	0-0-0	Henderson, J (W 5-0)	0	1:54
@ Feb 24, 2012	vs Fordham	w 5-0	7	9-0-0	0-0-0	Arioto (W 4-0)	125	1:45
@ Feb 25, 2012	vs New Mexico State	w 2-0	7	10-0-0	0-0-0	Henderson, J (W 6-0)	120	1:54
@ Feb 25, 2012	vs Cal Poly	w 4-1	7	11-0-0	0-0-0	Arioto (W 5-0)	120	1:39
@ Feb 26, 2012	vs Cal State Northridge	w 7-0	7	12-0-0	0-0-0	Henderson, J (W 7-0)	130	1:25
# Mar 2, 2012	vs FIU	w 8-1	7	13-0-0	0-0-0	Arioto (W 6-0)	600	1:44
# Mar 02, 2012	vs Southern Miss	w 8-0	5	14-0-0	0-0-0	Henderson, J (W 8-0)	600	2:18
# Mar 03, 2012	vs East Carolina	w 11-3	5	15-0-0	0-0-0	Arioto (W 7-0)	287	1:27
# Mar 03, 2012	vs Northwestern	w 5-1	7	16-0-0	0-0-0	Henderson, J (W 9-0)	300	1:43
Mar 07, 2012	UC DAVIS	w 11-3	6	17-0-0	0-0-0	Henderson, J (W 10-0)	137	1:45
\$ Mar 10, 2012	vs SDSU	w 12-0	5	18-0-0	0-0-0	Henderson, J (W 11-0)	1250	1:56
\$ Mar 10, 2012	vs Butler	w 14-1	5	19-0-0	0-0-0	Arioto (W 8-0)	1250	1:36
\$ Mar 11, 2012	vs Purdue	w 9-1	6	20-0-0	0-0-0	Henderson, J (W 12-0)	1605	1:52
\$ Mar 11, 2012	at Fresno State-1	w 8-5	7	21-0-0	0-0-0	Arioto (W 9-0)	1605	2:10
% Mar 14, 2012	vs #21 Texas A&M	w 3-0	7	22-0-0	0-0-0	Henderson, J (W 13-0)	0	1:42
% Mar 15, 2012	vs #6 Texas	w 6-3	7	23-0-0	0-0-0	Arioto (W 10-0)	0	2:04
% Mar 15, 2012	at #18 Hawai`i	L 1-3	(10)	23-1-0	0-0-0	Henderson, J (L 13-1)	1200	2:18
% Mar 16, 2012	vs Marist	w 1-0	7	24-1-0	0-0-0	Arioto (W 11-0)	0	1:29
% Mar 17, 2012	vs Winthrop	w 7-1	7	25-1-0	0-0-0	Henderson, J (W 14-1)	0	1:28
Mar 20, 2012	PRINCETON	w 8-0	5	26-1-0	0-0-0	Arioto (W 12-0)	250	1:16
* Mar 23, 2012	at #9 Stanford	w 9-0	7	27-1-0	1-0-0	Henderson, J (W 15-1)	857	1:54
* Mar 25, 2012	at #9 Stanford-1	w 4-3	7	28-1-0	2-0-0	Arioto (W 13-0)	482	1:40
* Mar 25, 2012	at #9 Stanford-2	w 8-0	7	29-1-0	3-0-0	Henderson, J (W 16-1)	389	1:55
Mar 28, 2012	SACRAMENTO STATE	w 8-0	5	30-1-0	3-0-0	Arioto (W 14-0)	0	1:14
* Mar 30, 2012	#3 WASHINGTON	w 2-1	7	31-1-0	4-0-0	Henderson, J (W 17-1)	240	2:06
* Apr 01, 2012	#3 WASHINGTON-1	w 5-3	7	32-1-0	5-0-0	Arioto (W 15-0)	680	2:23
* Apr 01, 2012	#3 WASHINGTON-2	w 6-4	7	33-1-0	6-0-0	Henderson, J (W 18-1)	680	2:00
* Apr 05, 2012	at Utah	w 10-0	5	34-1-0	7-0-0	Henderson, J (W 19-1)	203	1:33
* Apr 07, 2012	at Utah-1	w 11-3	5	35-1-0	8-0-0	Arioto (W 16-0)	389	1:32
* Apr 07, 2012	at Utah-2	w 12-3	6	36-1-0	9-0-0	Henderson, J (W 20-1)	503	1:59
Apr 11, 2012	at Saint Mary's (CA)	w 9-0	7	37-1-0	9-0-0	Arioto (W 17-0)	220	1:55
* Apr 13, 2012	#13 ARIZONA	w 2-0	7	38-1-0	10-0-0	Henderson, J (W 21-1)	415	1:33
* Apr 14, 2012	#13 ARIZONA	L 3-8	7	38-2-0	10-1-0	Arioto (L 17-1)	664	1:57
* Apr 15, 2012	#13 ARIZONA	w 6-0	7	39-2-0	11-1-0	Henderson, J (W 22-1)	517	1:41
Apr 18, 2012	SANTA CLARA	w 10-2	5	40-2-0	11-1-0	Arioto (W 18-1)	113	1:27
* Apr 20, 2012	at #14 Oregon	w 8-1	7	41-2-0	12-1-0	Henderson, J (W 23-1)	457	1:54
* Apr 21, 2012	at #14 Oregon	L 0-1	7	41-3-0	12-2-0	Arioto (L 18-2)	475	1:29
* Apr 22, 2012	at #14 Oregon	w 10-0	6	42-3-0	13-2-0	Henderson, J (W 24-1)	633	1:47
* Apr 27, 2012	#14 UCLA	w 3-0	7	43-3-0	14-2-0	Henderson, J (W 25-1)	353	1:49
* Apr 28, 2012	#14 UCLA	w 8-0	6	44-3-0	15-2-0	Arioto (W 19-2)	841	2:03
* Apr 29, 2012	#14 UCLA	w 10-3	7	45-3-0	16-2-0	Henderson, J (W 26-1)	1069	2:06
* May 04, 2012	at #22 Oregon State	w 9-1	5	46-3-0	17-2-0	Henderson, J (W 27-1)	333	1:32
* May 05, 2012	at #22 Oregon State	w 4-2	7	47-3-0	18-2-0	Henderson, J (W 28-1)	421	2:01
* May 06, 2012	at #22 Oregon State	w 4-1	7	48-3-0	19-2-0	Henderson, J (W 29-1)	697	2:03

~ Kajikawa Classic (Tempe, Ariz.)
! Louisville Slugger Desert Classic (Las Vegas/Henderson, Nev.)
@ Cathedral City Classic (Cathedral City, Calif.)
DeMarini Invitational (Fullerton, Calif.)
\$ Bayer CropScience Classic (Fresno, Calif.)
% Chevron Spring Fling (Honolulu)
* Pac-12 Conference game
() extra inning game

The Automated ScoreBook
Team Game-by-Game for California (as of May 06, 2012)
Batting (All games)

Date	Opponent	ab	r	h	rbi	2b	3b	hr	bb	lbb	sb	cs	hbp	sac	sf	gdp	k	po	a	e	avg
Feb 10	vs Tennessee	31	13	11	11	2	0	4	5	0	0	0	0	0	1	0	10	21	9	0	.355
Feb 11	vs Bradley	24	5	8	5	0	0	1	2	0	0	0	1	2	0	0	4	21	8	1	.345
Feb 11	vs Texas State	24	10	13	9	1	1	2	4	0	2	2	1	0	2	0	4	15	9	0	.405
Feb 12	vs Syracuse	24	6	5	5	3	0	0	9	0	1	0	0	0	1	0	5	21	8	0	.359
Feb 17	vs DePaul	26	2	7	2	2	0	2	1	0	0	0	4	0	0	0	3	21	11	1	.341
Feb 18	vs San Jose State	27	7	10	5	1	0	1	3	0	1	0	1	1	0	0	3	21	6	0	.346
Feb 18	vs UC Riverside	21	10	10	9	2	0	3	6	1	0	0	0	1	1	0	2	15	8	0	.362
Feb 19	vs LSU	27	14	12	13	3	0	4	6	0	3	0	0	0	0	0	3	15	10	0	.373
Feb 24	vs Fordham	29	5	9	5	1	0	2	5	0	1	0	0	0	0	0	9	21	8	1	.365
Feb 25	vs New Mexico State	20	2	6	2	0	0	0	3	0	0	1	1	1	1	0	3	21	7	1	.360
Feb 25	vs Cal Poly	26	4	9	4	0	0	1	3	1	3	0	1	1	0	0	3	21	11	0	.358
Feb 26	vs Cal State Northridge	27	7	9	6	2	0	1	4	0	0	0	1	0	0	0	2	21	11	1	.356
Mar 2	vs FIU	26	8	11	7	2	0	0	6	0	3	0	2	0	1	1	4	21	12	1	.361
Mar 02	vs Southern Miss	22	8	9	6	1	0	1	2	0	4	0	1	0	1	0	4	15	4	0	.364
Mar 03	vs East Carolina	21	11	9	10	1	0	1	3	0	0	0	0	0	0	0	0	15	2	1	.368
Mar 03	vs Northwestern	28	5	11	5	2	0	0	3	1	3	0	0	0	0	0	4	21	8	0	.370
Mar 07	UC DAVIS	29	11	12	10	1	0	3	4	0	1	0	0	0	0	1	6	18	10	1	.373
Mar 10	vs SDSU	27	12	10	12	0	0	0	4	0	0	0	2	0	0	0	6	15	8	0	.373
Mar 10	vs Butler	27	14	13	12	2	0	1	5	0	6	0	0	0	1	0	7	15	5	2	.379
Mar 11	vs Purdue	26	9	9	7	1	0	1	3	0	6	0	1	1	0	0	2	18	10	1	.377
Mar 11	at Fresno State	32	8	11	8	1	0	2	5	0	2	0	1	0	0	0	8	21	13	1	.375
Mar 14	vs Texas A&M	26	3	6	3	1	0	0	6	0	3	0	1	2	0	0	7	21	6	0	.368
Mar 15	vs Texas	27	6	7	6	1	0	1	3	0	1	1	0	1	0	0	6	21	8	3	.363
Mar 15	at Hawai'i	36	1	7	0	1	0	0	7	0	1	0	0	2	0	0	12	27	4	2	.354
Mar 16	vs Marist	20	1	5	1	0	0	0	4	0	2	1	0	1	0	0	4	21	10	1	.351
Mar 17	vs Winthrop	29	7	11	6	4	0	1	1	0	2	1	2	0	0	0	5	21	10	0	.352
Mar 20	PRINCETON	22	8	9	8	0	0	3	0	0	3	0	1	0	1	0	3	15	4	0	.354
*Mar 23	at Stanford	34	9	12	9	1	0	5	5	1	2	0	1	0	0	0	5	21	11	0	.354
*Mar 25	at Stanford	26	4	7	3	1	0	1	1	0	0	0	0	1	0	0	5	21	13	1	.351
*Mar 25	at Stanford	32	8	10	8	1	0	3	3	0	1	0	0	1	0	0	6	21	7	0	.349
Mar 28	SACRAMENTO STATE	19	8	7	6	0	0	0	4	0	2	0	0	0	1	0	1	15	8	0	.350
*Mar 30	WASHINGTON	23	2	4	2	2	0	0	8	3	1	0	0	0	0	0	4	21	7	1	.345
*Apr 01	WASHINGTON	22	5	5	5	1	0	1	9	0	0	0	0	0	0	0	5	21	10	1	.342
*Apr 01	WASHINGTON	28	6	12	6	2	0	1	1	0	1	0	0	1	0	0	3	21	7	1	.345
*Apr 05	at Utah	26	10	10	10	4	0	3	6	0	1	0	0	0	0	1	5	15	7	0	.346
*Apr 07	at Utah	26	11	10	8	0	0	5	3	0	1	0	0	0	0	0	3	15	11	0	.347
*Apr 07	at Utah	33	12	14	12	2	1	3	5	0	2	0	0	0	0	1	5	18	8	0	.349
Apr 11	at Saint Mary's (CA)	32	9	9	8	1	0	2	6	0	6	0	0	0	0	0	3	21	12	0	.347
*Apr 13	ARIZONA	20	2	2	0	0	0	0	5	0	1	0	0	0	0	0	6	21	8	0	.342
*Apr 14	ARIZONA	23	3	3	3	0	0	1	4	0	0	0	1	0	0	0	6	21	12	1	.338
*Apr 15	ARIZONA	24	6	7	6	1	0	2	2	0	0	0	2	1	0	0	6	21	13	1	.337
Apr 18	SANTA CLARA	23	10	10	9	0	0	2	5	0	2	0	0	0	0	0	5	15	2	0	.339
*Apr 20	at Oregon	30	8	7	8	2	1	1	5	0	2	0	0	0	0	0	5	21	9	0	.336
*Apr 21	at Oregon	25	0	4	0	0	0	0	1	1	0	0	0	0	0	0	8	18	10	0	.332
*Apr 22	at Oregon	28	10	11	10	2	1	3	5	0	0	0	0	0	0	0	2	18	7	0	.334
*Apr 27	UCLA	21	3	3	3	1	0	0	3	0	0	0	1	0	1	0	11	21	5	0	.330
*Apr 28	UCLA	26	8	8	3	4	0	0	5	0	2	0	1	0	0	0	12	18	7	0	.330
*Apr 29	UCLA	25	10	8	8	1	0	0	11	0	3	0	0	0	1	0	2	21	6	0	.330
*May 04	at Oregon State	22	9	5	7	0	0	1	4	0	2	0	2	0	0	0	2	15	8	0	.328
*May 05	at Oregon State	26	4	5	4	1	0	2	7	0	1	0	1	0	0	0	8	21	12	3	.325
*May 06	at Oregon State	23	4	3	4	1	0	1	5	0	0	0	1	0	2	0	5	21	5	1	.322
Totals		1321	358	425	319	63	4	72	220	8	78	6	31	17	15	4	252	981	425	28	.322

The Automated ScoreBook
Team Game-by-Game for California (as of May 06, 2012)
Pitching (All games)

Date	Opponent	ip	h	r	er	bb	so	2b	3b	hr	wp	bk	hbp	dp	ibb	score	w-l	sv	era
Feb 10	vs Tennessee	7.0	9	5	5	8	5	2	0	0	0	0	2	1	0	13-5	1-0	0	5.00
Feb 11	vs Bradley	7.0	2	0	0	3	11	0	0	0	0	0	0	0	0	5-0	2-0	0	2.50
Feb 11	vs Texas State	5.0	1	0	0	2	5	0	0	0	0	0	0	0	0	10-0	3-0	0	1.84
Feb 12	vs Syracuse	7.0	3	3	3	0	7	0	0	2	0	0	0	0	0	6-3	4-0	0	2.15
Feb 17	vs DePaul	7.0	2	0	0	1	6	0	0	0	0	0	1	0	0	2-0	5-0	0	1.70
Feb 18	vs San Jose State	7.0	2	0	0	2	13	1	0	0	0	0	0	0	0	7-0	6-0	0	1.40
Feb 18	vs UC Riverside	5.0	3	0	0	0	5	0	0	0	0	0	0	0	0	10-0	7-0	0	1.24
Feb 19	vs LSU	5.0	6	3	3	4	4	1	0	0	0	0	0	2	0	14-3	8-0	0	1.54
Feb 24	vs Fordham	7.0	2	0	0	0	9	0	0	0	0	0	0	0	0	5-0	9-0	0	1.35
Feb 25	vs New Mexico State	7.0	3	0	0	1	11	0	0	0	0	0	0	0	0	2-0	10-0	0	1.20
Feb 25	vs Cal Poly	7.0	4	1	1	0	5	0	1	0	0	0	0	1	0	4-1	11-0	0	1.18
Feb 26	vs Cal State Northridge	7.0	2	0	0	3	6	0	0	0	0	0	0	0	0	7-0	12-0	0	1.08
Mar 2	vs FIU	7.0	3	1	0	2	7	0	0	0	0	0	1	1	0	8-1	13-0	0	0.99
Mar 02	vs Southern Miss	5.0	2	0	0	0	9	0	0	0	0	0	0	0	0	8-0	14-0	0	0.93
Mar 03	vs East Carolina	5.0	6	3	2	1	11	1	0	1	0	0	0	0	0	11-3	15-0	0	1.03
Mar 03	vs Northwestern	7.0	6	1	1	1	7	0	0	0	0	0	0	0	0	5-1	16-0	0	1.03
Mar 07	UC DAVIS	6.0	3	3	2	0	8	1	0	0	0	0	0	0	0	11-3	17-0	0	1.10
Mar 10	vs SDSU	5.0	3	0	0	1	6	0	0	0	0	0	0	0	0	12-0	18-0	0	1.05
Mar 10	vs Butler	5.0	1	1	0	1	8	0	0	0	0	0	0	0	0	14-1	19-0	0	1.01
Mar 11	vs Purdue	6.0	5	1	0	3	5	0	0	0	0	1	0	0	0	9-1	20-0	0	0.96
Mar 11	at Fresno State	7.0	6	5	5	2	6	1	1	0	0	0	0	1	0	8-5	21-0	0	1.18
Mar 14	vs Texas A&M	7.0	1	0	0	1	11	0	0	0	0	0	1	0	0	3-0	22-0	0	1.12
Mar 15	vs Texas	7.0	9	3	1	3	12	0	0	0	0	0	0	1	0	6-3	23-0	1	1.11
Mar 15	at Hawai i	9.0	3	3	2	0	16	0	0	1	0	0	0	0	0	1-3	23-1	1	1.14
Mar 16	vs Marist	7.0	6	0	0	2	11	2	0	0	1	0	0	1	0	1-0	24-1	2	1.09
Mar 17	vs Winthrop	7.0	5	1	1	4	8	0	0	0	2	0	0	0	0	7-1	25-1	2	1.08
Mar 20	PRINCETON	5.0	3	0	0	0	7	0	0	0	0	1	0	0	0	8-0	26-1	2	1.05
*Mar 23	at Stanford	7.0	3	0	0	0	6	0	0	0	0	0	0	0	0	9-0	27-1	2	1.01
*Mar 25	at Stanford	7.0	5	3	2	4	6	3	0	0	0	0	0	0	1	4-3	28-1	3	1.05
*Mar 25	at Stanford	7.0	4	0	0	2	9	0	0	0	0	0	1	0	0	8-0	29-1	3	1.01
Mar 28	SACRAMENTO STATE	5.0	3	0	0	0	6	0	0	0	0	0	0	0	0	8-0	30-1	3	0.98
*Mar 30	WASHINGTON	7.0	9	1	0	0	9	0	0	0	0	0	0	0	0	2-1	31-1	3	0.95
*Apr 01	WASHINGTON	7.0	4	3	3	6	9	3	0	0	0	0	0	0	0	5-3	32-1	3	1.02
*Apr 01	WASHINGTON	7.0	8	4	4	1	10	1	0	1	0	0	1	0	0	6-4	33-1	3	1.11
*Apr 05	at Utah	5.0	2	0	0	0	7	1	0	0	0	0	0	0	0	10-0	34-1	3	1.09
*Apr 07	at Utah	5.0	4	3	3	1	2	0	1	0	0	0	1	0	0	11-3	35-1	3	1.16
*Apr 07	at Utah	6.0	6	3	3	2	6	1	0	1	0	0	1	1	0	12-3	36-1	3	1.22
Apr 11	at Saint Mary's (CA)	7.0	6	0	0	1	8	0	0	0	0	0	1	1	0	9-0	37-1	3	1.18
*Apr 13	ARIZONA	7.0	6	0	0	0	10	0	0	0	0	0	0	1	0	2-0	38-1	3	1.15
*Apr 14	ARIZONA	7.0	13	8	7	3	8	1	0	0	1	0	1	0	0	3-8	38-2	3	1.31
*Apr 15	ARIZONA	7.0	3	0	0	1	5	1	0	0	0	0	1	1	0	6-0	39-2	3	1.27
Apr 18	SANTA CLARA	5.0	3	2	2	2	13	0	0	0	0	0	1	0	0	10-2	40-2	3	1.30
*Apr 20	at Oregon	7.0	4	1	1	1	8	0	0	0	0	0	0	0	0	8-1	41-2	3	1.29
*Apr 21	at Oregon	6.0	5	1	1	1	2	0	0	0	1	0	0	1	0	0-1	41-3	3	1.29
*Apr 22	at Oregon	6.0	3	0	0	1	6	0	0	0	0	0	0	1	0	10-0	42-3	3	1.26
*Apr 27	UCLA	7.0	3	0	0	3	9	0	0	0	0	0	0	0	0	3-0	43-3	3	1.23
*Apr 28	UCLA	6.0	6	0	0	3	7	0	0	0	0	0	0	3	0	8-0	44-3	4	1.21
*Apr 29	UCLA	7.0	5	3	3	0	7	1	0	2	0	0	0	0	0	10-3	45-3	4	1.25
*May 04	at Oregon State	5.0	2	1	1	1	5	1	0	0	1	0	0	0	0	9-1	46-3	4	1.25
*May 05	at Oregon State	7.0	5	2	0	3	3	0	0	0	0	0	1	0	0	4-2	47-3	4	1.23
*May 06	at Oregon State	7.0	4	1	1	5	12	1	0	0	0	0	1	0	0	4-1	48-3	4	1.22
Totals		327.0	217	70	57	86	392	23	3	8	6	2	15	17	1	358-70	48-3	4	1.22

The Automated ScoreBook
Batting Leaders for California (as of May 06, 2012)
(All games)

Hitting minimums - 100 AB
Pitching minimums - 1 Games

Batting avg	
1. Arioto, Valerie	.398
2. Reid, Jamia	.383
3. Echavarria, Frani	.377
4. Vonk, Britt	.339
5. Kostreba, Breana	.304
6. Henderson, Danielle	.295
7. Cordes, Cheyenne	.286
8. Williams, Jace	.284

Slugging pct	
1. Arioto, Valerie	1.009
2. Kostreba, Breana	.656
3. Henderson, Danielle	.636
4. Echavarria, Frani	.574
5. Williams, Jace	.507
6. Cordes, Cheyenne	.459
7. Reid, Jamia	.417
8. Vonk, Britt	.380

On base pct	
1. Arioto, Valerie	.626
2. Echavarria, Frani	.479
3. Williams, Jace	.417
4. Henderson, Danielle	.413
5. Kostreba, Breana	.403
6. Vonk, Britt	.398
7. Cordes, Cheyenne	.398
8. Reid, Jamia	.397

Runs scored	
1. Arioto, Valerie	57
2. Reid, Jamia	43
3. Echavarria, Frani	36
4. Henderson, Danielle	34
Cordes, Cheyenne	34
6. Williams, Jace	33
7. Kostreba, Breana	31
8. Vonk, Britt	29
9. Decker, Ashley	17
10. Henderson, Jolene	11
Reid, Elia	11
12. Jones, Victoria	10

Hits	
1. Reid, Jamia	69
2. Echavarria, Frani	46
3. Arioto, Valerie	45
4. Vonk, Britt	41
5. Henderson, Danielle	39
6. Williams, Jace	38
Cordes, Cheyenne	38
Kostreba, Breana	38
9. Henderson, Jolene	19
10. Decker, Ashley	16
11. Jones, Victoria	15
12. Reid, Elia	9

Runs batted in	
1. Arioto, Valerie	55
2. Williams, Jace	43
3. Kostreba, Breana	38
4. Henderson, Danielle	37
5. Cordes, Cheyenne	30
6. Echavarria, Frani	27
7. Vonk, Britt	18
8. Henderson, Jolene	17
9. Jones, Victoria	13
10. Reid, Jamia	12
11. Decker, Ashley	11
12. 2 tied at.....	6

Doubles	
1. Williams, Jace	12
Echavarria, Frani	12
3. Kostreba, Breana	8
4. Arioto, Valerie	6
5. Jones, Victoria	5
Vonk, Britt	5
Cordes, Cheyenne	5
8. Henderson, Danielle	3
9. Decker, Ashley	2
Henderson, Jolene	2
Reid, Jamia	2
12. Reid, Elia	1

Triples	
1. Reid, Jamia	2
2. Jones, Victoria	1
Jones, LaRisa	1

Home runs	
1. Arioto, Valerie	21
2. Henderson, Danielle	14
3. Kostreba, Breana	12
4. Cordes, Cheyenne	6
Williams, Jace	6
6. Decker, Ashley	4
Echavarria, Frani	4
8. Henderson, Jolene	2
Ziegenhirt, Lindsey	2
10. Jones, Victoria	1

Total bases	
1. Arioto, Valerie	114
2. Henderson, Danielle	84
3. Kostreba, Breana	82
4. Reid, Jamia	75
5. Echavarria, Frani	70
6. Williams, Jace	68
7. Cordes, Cheyenne	61
8. Vonk, Britt	46
9. Decker, Ashley	30
10. Henderson, Jolene	27
11. Jones, Victoria	25
12. Ziegenhirt, Lindsey	11

Walks	
1. Arioto, Valerie	69
2. Williams, Jace	31
3. Cordes, Cheyenne	26
4. Henderson, Danielle	25
5. Kostreba, Breana	17
6. Echavarria, Frani	15
7. Vonk, Britt	12
8. Reid, Elia	6
9. Jones, Victoria	4
Decker, Ashley	4
Ziegenhirt, Lindsey	4
12. Henderson, Jolene	3

Hit by pitch	
1. Echavarria, Frani	9
2. Kostreba, Breana	5
3. Henderson, Jolene	3
Reid, Jamia	3
Arioto, Valerie	3
6. Cordes, Cheyenne	2
Henderson, Danielle	2
8. Ziegenhirt, Lindsey	1
Lee, Mary	1
Williams, Jace	1
Decker, Ashley	1

Sac bunts	
1. Reid, Jamia	4
Vonk, Britt	4
3. Jones, Victoria	3
Cordes, Cheyenne	3
5. Reid, Elia	1
Ziegenhirt, Lindsey	1
Williams, Jace	1

Sac flies	
1. Cordes, Cheyenne	5
2. Kostreba, Breana	2
Ziegenhirt, Lindsey	2
Arioto, Valerie	2
Williams, Jace	2
6. Jones, Victoria	1
Henderson, Danielle	1

Stolen bases	
1. Reid, Jamia	44
2. Vonk, Britt	11
3. Williams, Jace	5
Reid, Elia	5
Echavarria, Frani	5
6. Cordes, Cheyenne	3
7. Decker, Ashley	2
8. Arioto, Valerie	1
Vincent, Taylor	1
Henderson, Danielle	1

Caught stealing

1. Echavarria, Frani	2
Reid, Jamia	2
3. Vonk, Britt	1
Robben, Alex	1

Steal attempts

1. Reid, Jamia	46
2. Vonk, Britt	12
3. Echavarria, Frani	7
4. Reid, Elia	5
Williams, Jace	5
6. Cordes, Cheyenne	3
7. Decker, Ashley	2
8. Vincent, Taylor	1
Robben, Alex	1
Arioto, Valerie	1
Henderson, Danielle	1

Stolen base pct

1. Williams, Jace	1.000
Cordes, Cheyenne	1.000
Henderson, Danielle	1.000
Arioto, Valerie	1.000
5. Reid, Jamia	.957
6. Vonk, Britt	.917
7. Echavarria, Frani	.714

Strikeouts

1. Henderson, Danielle	40
2. Cordes, Cheyenne	28
3. Reid, Jamia	27
Kostreba, Breana	27
5. Arioto, Valerie	19
6. Echavarria, Frani	18
Vonk, Britt	18
8. Decker, Ashley	14
9. Jones, Victoria	13
10. Henderson, Jolene	12
11. Reid, Elia	10
Williams, Jace	10

Grounded into DP

1. Henderson, Danielle	1
Arioto, Valerie	1
Kostreba, Breana	1
Reid, Elia	1

Total plate appearances

1. Reid, Jamia	188
2. Arioto, Valerie	187
3. Williams, Jace	171
4. Cordes, Cheyenne	169
5. Henderson, Danielle	160
6. Kostreba, Breana	149
7. Echavarria, Frani	146
8. Vonk, Britt	137
9. Henderson, Jolene	73
10. Decker, Ashley	61
11. Jones, Victoria	52
12. Ziegenhirt, Lindsey	44

At bats

1. Reid, Jamia	180
2. Williams, Jace	134
3. Cordes, Cheyenne	133
4. Henderson, Danielle	132
5. Kostreba, Breana	125
6. Echavarria, Frani	122
7. Vonk, Britt	121
8. Arioto, Valerie	113
9. Henderson, Jolene	67
10. Decker, Ashley	56
11. Jones, Victoria	44
12. Ziegenhirt, Lindsey	36

Games played

1. Echavarria, Frani	51
Arioto, Valerie	51
Cordes, Cheyenne	51
4. Henderson, Danielle	50
5. Williams, Jace	49
Reid, Jamia	49
7. Kostreba, Breana	48
8. Henderson, Jolene	45
9. Jones, Victoria	39
10. Vonk, Britt	38
11. Decker, Ashley	34
12. Ziegenhirt, Lindsey	32

Game starts

1. Arioto, Valerie	51
Echavarria, Frani	51
Cordes, Cheyenne	51
4. Henderson, Danielle	50
5. Reid, Jamia	49
Williams, Jace	49
7. Kostreba, Breana	47
8. Henderson, Jolene	37
Vonk, Britt	37
10. Jones, Victoria	33
11. Ziegenhirt, Lindsey	29
12. Decker, Ashley	15

Games as sub

1. Jones, LaRisa	22
2. Reid, Elia	21
3. Decker, Ashley	19
4. Lee, Mary	16
5. Robben, Alex	13
6. Vincent, Taylor	10
7. Henderson, Jolene	8
8. Jones, Victoria	6
9. Erceg, Arianna	3
Ziegenhirt, Lindsey	3
11. Kostreba, Breana	1
Vonk, Britt	1



#1
FRANI
ECHAVARRIA
 OF – L/R – 5-6 – Sr. – 3V
 Riverside, Calif.
 Martin Luther King High School
 Sociology Major

ASA JUNIOR (2011)

- Batted a team-best .458 in the NCAA Tournament, slugging an incredible .625
- Cal's starting center fielder, commanded the outfield in all 58 games
- Hit .271, good for fourth on the team
- An incredibly aggressive baserunner and was 7-for-10 in steals

ASA SOPHOMORE (2010)

- Cal's starting center fielder
- Improved night and day between her freshman campaign and sophomore year
- Second on the squad in hits with 62
- Lauded as an All-Pac-10 honorable mention
- Third on the team in batting average (.339) and doubles (11)
- Incredibly aggressive baserunner

ASA FRESHMAN (2009)

- Pac-10 All-Freshman honorable mention
- Ended the year with a .193 batting average, driving in five RBI and scoring 17 runs off 23 hits
- Went 7-for-9 at the plate in the regional, hitting seven singles and scoring twice

PERSONAL

- Has aspirations of obtaining a master's degree in criminal law and justice
- First person in her family to go to college

WHY I WEAR MY NUMBER

"When I was younger, we were picking out numbers and my coach said no one can just wear number 1. Anyone who has number 1 has to have to have an attitude and an edge and be tough on the field. So I asked if I could have the number and he looked at me and said, yea you can wear it. I've worn it ever since."

The Automated ScoreBook
 Individual Game-by-Game for California (as of May 07, 2012)

#1 Echavarría, Frani - 51 games (All games)

Date	Opponent	Pos	AB	R	H	RBI	2B	3B	HR	BB	SB	CS	HBP	SAC	SF	GDP	K	PO	A	E	Avg
Feb 10	vs Tennessee	*of	3	1	1	0	0	0	1	0	0	0	0	0	0	0	1	0	0	0	.333
Feb 11	vs Bradley	*of	3	0	0	0	0	0	0	0	0	0	0	0	0	0	0	0	0	0	.167
Feb 11	vs Texas State	*of	3	1	2	0	1	0	0	0	0	1	0	0	0	0	0	1	0	0	.333
Feb 12	vs Syracuse	*of	2	2	1	0	0	0	0	1	0	0	0	0	0	0	0	2	0	0	.364
Feb 17	vs DePaul	*of	2	0	0	0	0	0	0	0	0	0	1	0	0	0	0	1	0	0	.308
Feb 18	vs San Jose State	*of	2	1	1	1	1	0	0	1	0	0	0	0	0	0	0	0	0	0	.333
Feb 18	vs UC Riverside	*of	1	2	1	0	0	0	0	1	0	0	0	0	0	0	0	0	0	0	.375
Feb 19	vs LSU	*of	3	1	2	2	1	0	1	0	0	0	0	0	0	0	1	1	0	0	.421
Feb 24	vs Fordham	*of	3	0	2	0	0	0	0	0	0	0	0	0	0	0	0	1	0	0	.455
Feb 25	vs New Mexico State	*of	3	0	1	0	0	0	0	0	0	0	0	0	0	0	0	0	0	0	.440
Feb 25	vs Cal Poly	*of	3	0	1	0	0	0	0	0	0	0	0	0	0	0	0	0	0	0	.429
Feb 26	vs Cal State Northridge	*of	2	1	0	0	0	0	0	0	0	1	0	0	0	0	0	3	0	0	.400
Mar 2	vs FIU	*of	2	1	0	0	0	0	0	0	1	0	1	0	0	0	1	1	0	0	.375
Mar 02	vs Southern Miss	*of	1	0	0	0	0	0	0	0	0	0	0	0	0	0	0	0	0	0	.364
Mar 03	vs East Carolina	*of	2	2	2	0	0	0	0	0	0	0	0	0	0	0	0	0	0	0	.400
Mar 03	vs Northwestern	*of	3	0	1	0	0	0	0	0	1	0	0	0	0	0	0	1	0	0	.395
Mar 07	UC DAVIS	*of	2	2	1	0	1	0	0	1	0	0	0	0	0	0	0	0	0	0	.400
Mar 10	vs SDSU	*of	0	2	1	0	0	0	2	0	0	0	0	0	0	0	0	0	0	0	.400
Mar 10	vs Butler	*of	2	0	1	0	0	0	0	0	0	0	0	0	0	0	0	0	0	0	.405
Mar 11	vs Purdue	*of	2	1	0	0	0	0	0	0	1	0	1	0	0	0	0	1	1	0	.386
Mar 11	at Fresno State-1	*of	4	0	1	0	0	0	0	0	0	0	0	0	0	0	1	1	0	0	.375
Mar 14	vs Texas A&M	*of	1	1	1	0	0	0	0	1	1	0	1	0	0	0	0	0	0	0	.388
Mar 15	vs Texas	*of	3	1	2	2	1	0	0	0	0	0	0	0	0	0	1	0	0	0	.404
Mar 15	at Hawai'i	*of	5	0	1	0	0	0	0	0	0	0	0	0	0	0	2	0	0	1	.386
Mar 16	vs Marist	*of	2	1	2	0	0	0	0	0	1	0	0	0	0	0	0	0	0	0	.407
Mar 17	vs Winthrop	*of	2	0	1	1	0	0	0	0	0	1	1	0	0	0	0	0	0	0	.410
Mar 20	PRINCETON	*	2	0	0	0	0	0	0	0	0	0	0	0	0	0	1	0	0	0	.397
Mar 23	at Stanford	*	4	0	0	0	0	0	0	0	0	0	0	0	0	0	0	0	0	0	.373
Mar 25	at Stanford-1	*	3	0	0	0	0	0	0	0	0	0	0	0	0	0	2	0	0	0	.357
Mar 25	at Stanford-2	*of	3	2	2	2	0	0	1	1	0	0	0	0	0	0	1	0	0	0	.370
Mar 28	SACRAMENTO STATE	*of	2	2	2	1	0	0	0	0	0	0	0	0	0	0	0	0	0	0	.387
Mar 30	WASHINGTON	*of	3	1	1	0	1	0	0	0	0	0	0	0	0	0	0	0	1	0	.385
Apr 01	WASHINGTON-1	*of	3	2	2	1	0	0	1	0	0	0	0	0	0	0	1	1	0	0	.395
Apr 01	WASHINGTON-2	*of	3	0	0	0	0	0	0	0	0	0	0	0	0	0	2	0	0	0	.381
Apr 05	at Utah	*	2	3	5	2	1	0	0	0	0	0	0	0	0	0	0	0	0	0	.402
Apr 07	at Utah-1	*	2	0	0	0	0	0	0	0	0	0	0	0	0	0	0	0	0	0	.393
Apr 07	at Utah-2	*	4	0	2	1	0	0	0	0	0	0	0	0	0	0	0	0	1	0	.398
Apr 11	at Saint Mary's (CA)	*	2	0	0	0	0	0	0	0	0	0	0	0	0	0	0	0	0	0	.389
Apr 13	ARIZONA	*of	2	0	0	0	0	0	0	0	0	0	0	0	0	0	0	0	0	0	.381
Apr 14	ARIZONA	*of	3	0	2	1	0	0	0	0	0	0	0	0	0	0	0	0	0	0	.390
Apr 15	ARIZONA	*of	2	0	1	1	1	0	0	0	0	0	1	0	0	0	0	0	0	0	.392
Apr 18	SANTA CLARA	*of	2	0	1	2	0	0	0	0	0	0	0	0	0	0	0	0	0	0	.394
Apr 20	at Oregon	*	2	1	1	3	1	0	0	1	0	0	0	0	0	0	0	0	0	0	.396
Apr 21	at Oregon	*of	2	0	0	0	0	0	0	0	0	0	0	0	0	0	1	1	0	0	.389
Apr 22	at Oregon	*	3	1	1	0	1	0	0	0	0	0	0	0	0	0	0	0	0	0	.387
Apr 27	UCLA	*of	1	1	0	0	0	0	0	0	0	1	0	0	0	0	0	1	0	0	.384
Apr 28	UCLA	*of	2	1	1	0	1	0	0	1	0	0	0	0	0	0	1	0	0	0	.386
Apr 29	UCLA	*of	1	2	1	0	0	0	0	3	0	0	0	0	0	0	0	3	0	0	.391
May 04	at Oregon State	*	3	1	1	2	0	0	0	0	0	0	0	0	0	0	1	0	0	0	.390
May 05	at Oregon State	*	2	0	0	0	0	0	0	1	0	0	0	0	0	0	1	1	0	0	.383
May 06	at Oregon State	*	2	0	0	0	0	0	0	0	0	1	0	0	0	0	0	1	0	0	.377
Totals		51gs	122	36	46	27	12	0	4	15	5	2	9	0	0	0	18	21	3	1	.377

On base pct. .479 • Slugging pct. .574



#2
JORDAN WALLACE
IF – R/R – 5-5 – Jr. – 2V
Vallejo, Calif.
Fairfield High School
American Studies Major

ASA SOPHOMORE (2011)

- Spent majority of time at first but also filled in at second and as designated player
- Achieved mightily in the postseason with a team-high five RBI
- Hit .155, slugged .328 with a .342 on-base percentage
- Led the team and the Conference in hit by pitch at 18
- Was second on the squad with eight doubles
- Also has a program high hit by pitches in a single season
- Started all three games of the WCWS at first

ASA FRESHMAN (2010)

- Started seven games, played in 20
- Hit .304 with seven hits, two runs and three RBI
- Used primarily at second, shortstop and as a pinch runner
- Boasted an on-base percentage of .515

PERSONAL

- Intended American studies major with a focus on sickness and disease
- Father, Melvin, played with the San Diego Chargers. Her mother, Wendy, lettered in softball at Sacramento State.

WHY I WEAR MY NUMBER

"I wear number two because from as long as I can remember, I have a weird thing where I like everything in pairs. I am also a huge Derek Jeter fan!"



#3 JAMIA REID

OF – L/R – 5-4 – Sr. – 3V
Buena Park, Calif.
Kennedy High School
Sociology Major

ASA JUNIOR (2011)

- Made the All-Pac-10 First Team and NCFA All-Pacific Region First Team
- Named an NFCA Third-Team All-American and Easton Second-Team All-American
- Starting left fielder, appearing in 51 games and was second on the squad, hitting .394
- Owned a team-high .497 slugging and 31 steals (37 attempts)
- Pac-10 Player of the Week (May 3)
- First in the Pac-10 with five triples and second in the conference with 30 steals

ASA SOPHOMORE (2010)

- Led the U.S. delegation to gold medals at the Japan Cup over the 2010 summer
- Played with the U.S. futures national team over the summer
- Named to All-Pac-10 first team and the Louisville Slugger/NFCA All-Region first team
- Became Cal's all-time steals leader, amassing 95 career steals
- Paced the Bears and the Pac-10 with 48 steals
- Led Cal in multiple categories: batting average (.380), hits (78), triples (5), at bats (205)
- Starting left fielder in 58 of Cal's 63 games
- Second amongst the starters in Pac-10 play, hitting .319

ASA FRESHMAN (2009)

- Broke the school single-season record with her 29th stolen base at Pacific (3/25), finished the season with 47 steals, which was tops in the Pac-10 and third in the nation per game
- In the Pac-10, was 10th in batting average (.361), tied for ninth with hits (65) and tied in fifth place with three triples
- Was not caught stealing from 3/7-5/9, a span of 33 games
- Earned First-Team All-Pacific Region honors as well as to the Pac-10 All-Freshman Squad

WHY I WEAR MY NUMBER

"It was between three different numbers that I could possibly want. I wanted 4 originally, but that was already taken. Then I was thinking maybe 2 or 7, but I didn't like those enough. So since there were three numbers, I decided to be 3. It turns out a lot of my friends have this number."

The Automated ScoreBook Individual Game-by-Game for California (as of May 07, 2012)

#3 Reid, Jamia - 49 games (All games)

Date	Opponent	Pos	AB	R	H	RBI	2B	3B	HR	BB	SB	CS	HBP	SAC	SF	GDP	K	PO	A	E	Avg
Feb 10	vs Tennessee	*of	4	0	0	0	0	0	0	0	0	0	0	0	0	0	2	0	0	0	.000
Feb 11	vs Bradley	*of	2	0	0	0	0	0	0	0	0	0	0	2	0	0	2	0	0	0	.000
Feb 11	vs Texas State	*of	2	1	2	0	0	0	0	0	0	1	1	0	0	0	0	1	0	0	.250
Feb 12	vs Syracuse	*of	4	0	0	0	0	0	0	0	0	0	0	0	0	0	2	0	0	0	.167
Feb 17	vs DePaul	*of	4	0	2	0	0	0	0	0	0	0	0	0	0	0	0	1	0	0	.250
Feb 18	vs San Jose State	*of	3	2	3	0	0	0	0	0	1	0	1	0	0	0	0	1	0	0	.368
Feb 18	vs UC Riverside	*of/of	3	0	1	0	0	0	0	0	0	0	0	1	0	0	0	0	1	0	.364
Feb 19	vs LSU	*of	4	2	3	0	0	0	0	0	2	0	0	0	0	0	0	0	0	0	.423
Feb 24	vs Fordham	*of	4	0	3	2	1	0	0	0	1	0	0	0	0	0	1	0	0	0	.467
Feb 25	vs New Mexico State	*of	3	0	1	0	0	0	0	0	0	0	0	0	0	0	0	1	0	0	.455
Mar 2	vs FIU	*of	4	1	2	0	0	0	0	0	2	0	0	0	0	0	1	0	0	0	.459
Mar 02	vs Southern Miss	*of/of	2	1	1	0	0	0	0	0	2	0	1	0	0	0	0	0	0	0	.462
Mar 03	vs East Carolina	*of	3	2	2	0	0	0	0	0	0	0	0	0	0	0	0	0	0	0	.476
Mar 03	vs Northwestern	*of	4	1	2	0	0	0	0	0	0	0	0	0	0	0	1	1	0	0	.478
Mar 07	UC DAVIS	*of	3	1	3	1	0	0	0	0	1	0	0	0	0	0	0	0	0	0	.510
Mar 10	vs SDSU	*of	4	2	2	1	0	0	0	0	0	0	0	0	0	0	1	0	0	0	.509
Mar 10	vs Butler	*of/of	3	2	2	0	0	0	0	0	2	0	0	0	0	0	0	1	0	0	.518
Mar 11	vs Purdue	*of	4	1	1	1	0	0	0	0	2	0	0	0	0	0	0	1	0	0	.500
Mar 11	at Fresno State-1	*of	5	1	2	0	0	0	0	0	2	0	0	0	0	0	1	0	0	0	.492
Mar 14	vs Texas A&M	*of	3	1	1	0	0	0	0	0	1	0	0	1	0	0	0	1	0	0	.485
Mar 15	vs Texas	*of	4	1	1	0	0	0	0	0	1	0	0	0	0	0	1	0	0	2	.472
Mar 15	at Hawai'i	*of	5	0	1	0	0	0	0	0	0	0	0	0	0	0	2	0	0	0	.455
Mar 16	vs Marist	*of	3	0	1	0	0	0	0	0	0	1	0	0	0	0	0	0	0	0	.450
Mar 17	vs Winthrop	*of	4	1	1	0	0	0	0	0	2	0	0	0	0	0	0	1	0	0	.440
Mar 20	PRINCETON	*	3	2	2	0	0	0	0	0	2	0	0	0	0	0	0	1	0	0	.448
Mar 23	at Stanford	*	5	1	3	0	0	0	0	0	2	0	0	0	0	0	0	0	0	0	.457
Mar 25	at Stanford-1	*	4	1	1	0	0	0	0	0	0	0	0	0	0	0	1	0	0	0	.448
Mar 25	at Stanford-2	*of	4	1	2	0	0	0	0	0	0	0	0	0	0	0	0	0	0	0	.450
Mar 28	SACRAMENTO STATE	*of	3	2	2	2	0	0	0	0	2	0	0	0	0	0	1	0	0	0	.456
Mar 30	WASHINGTON	*of	4	1	1	0	0	0	0	0	1	0	0	0	0	0	0	0	0	0	.449
Apr 01	WASHINGTON-1	*of	4	0	1	0	0	0	0	0	0	0	0	0	0	0	2	0	0	0	.441
Apr 01	WASHINGTON-2	*of	4	1	3	2	0	0	0	0	1	0	0	0	0	0	0	0	0	0	.452
Apr 05	at Utah	*	4	0	0	0	0	0	0	0	1	0	0	0	0	0	0	0	0	0	.437
Apr 07	at Utah-1	*	4	0	2	0	0	0	0	0	1	0	0	0	0	0	0	0	0	0	.439
Apr 07	at Utah-2	*	5	1	2	0	0	0	0	0	2	0	0	0	0	0	1	2	0	0	.438
Apr 11	at Saint Mary's (CA)	*	3	2	1	0	0	0	0	1	3	0	0	0	0	0	0	0	0	0	.435
Apr 13	ARIZONA	*of	3	0	0	0	0	0	0	0	0	0	0	0	0	0	0	0	1	0	.425
Apr 14	ARIZONA	*of	4	0	0	0	0	0	0	0	0	0	0	0	0	0	0	1	0	0	.413
Apr 15	ARIZONA	*of	4	0	0	1	0	0	0	0	0	0	0	0	0	0	0	0	0	0	.401
Apr 18	SANTA CLARA	*of	3	2	2	0	0	0	0	0	2	0	0	0	0	0	0	0	0	0	.407
Apr 20	at Oregon	*	4	3	1	1	0	1	0	0	2	0	0	0	0	0	1	0	0	0	.403
Apr 21	at Oregon	*of	3	0	1	0	0	0	0	0	0	0	0	0	0	0	0	0	0	0	.401
Apr 22	at Oregon	*	4	1	1	0	0	1	0	0	0	0	0	0	0	0	1	2	0	0	.397
Apr 27	UCLA	*of	3	1	0	0	0	0	0	0	0	0	0	0	0	0	2	2	0	0	.390
Apr 28	UCLA	*of	4	1	2	0	1	0	0	0	2	0	0	0	0	0	2	1	0	0	.393
Apr 29	UCLA	*of	5	2	2	0	0	0	0	0	2	0	0	0	0	0	1	1	0	0	.393
May 04	at Oregon State	*	4	1	3	1	0	0	0	0	2	0	0	0	0	0	1	0	0	0	.401
May 05	at Oregon State	*	4	0	0	0	0	0	0	0	0	0	0	0	0	0	1	2	0	0	.392
May 06	at Oregon State	*	4	0	0	0	0	0	0	0	0	0	0	0	0	0	1	1	0	0	.383
Totals		49gc	190	43	60	17	2	2	0	1	44	2	2	4	0	0	27	22	2	2	.382



**#4
ALEX
ROBBEN**

1B/IF – L/L – 5-5 – So. – IV
Napa Calif.
Napa High School
Undeclared Major

AS A FRESHMAN (2011)

- Excellent first baseman with just three errors
- Also played outfield and served as designated player
- Started 14 games, playing in 23
- Hit .111 with three hits in 27 at-bats
- Had three RBI and three walks

HIGH SCHOOL

- Twice named to the All-State team and Napa County Player of the Year
- Four-time all-MEL player
- Helped her Napa High School team to two MEL championships
- Played two years of basketball

PERSONAL

- Parents are Rick and Minda Robben
- Sister, Ricci Robben, played softball at Wisconsin
- Would like to attend dental school after Cal
- Undeclared major but considering American studies or media studies
- Chose Cal because it has great athletics and because she will get an amazing education
- The summer before college, she broke her hand after a line drive came back at her, and she still managed to start practice on time.
- As a child, she dreamed of becoming a grocery bagger. Now she hopes to attend dental school.

WHY I WEAR MY NUMBER

"My favorite number is 22, but it was already taken when I got here. The number 22 has been in my family all my life and I have had it ever since I started playing. I thought 4 would be a good number with which to start my college career."

**The Automated ScoreBook
Individual Game-by-Game for California (as of Apr 19, 2012)**

#4 Robben, Alex - 14 games (All games)

Date	Opponent	Pos	AB	R	H	RBI	2B	3B	HR	BB	SB	CS	HBP	SAC	SF	GDP	K	PO	A	E	Avg
Feb 11	vs Texas State	1b	1	0	0	0	0	0	0	0	0	0	0	0	0	0	1	3	0	0	.000
Feb 12	vs Syracuse	pr	0	0	0	0	0	0	0	0	0	0	0	0	0	0	0	0	0	0	.000
Feb 18	vs San Jose State	1b	1	0	0	0	0	0	0	0	0	0	0	0	0	0	0	0	0	0	.000
Feb 18	vs UC Riverside	1b	1	0	1	0	0	0	0	0	0	0	0	0	0	0	0	4	0	0	.333
Feb 25	vs New Mexico State	pr	0	0	0	0	0	0	0	0	0	1	0	0	0	0	0	0	0	0	.333
Feb 26	vs Cal State Northridge	1b	0	0	0	0	0	0	0	0	0	0	0	0	0	0	0	0	0	0	.333
Mar 2	vs FIU	*1b	0	0	0	0	0	0	0	0	0	0	0	0	0	0	0	9	1	1	.333
Mar 03	vs East Carolina	1b	0	0	0	0	0	0	0	0	0	0	0	0	0	0	0	1	0	0	.333
Mar 07	UC DAVIS	1b	1	1	1	0	0	0	0	0	0	0	0	0	0	0	0	6	0	1	.500
Mar 10	vs SDSU	ph	1	0	0	0	0	0	0	0	0	0	0	0	0	0	1	0	0	0	.400
Mar 28	SACRAMENTO STATE	1b	0	0	0	0	0	0	0	0	0	0	0	0	0	0	0	2	0	0	.400
Apr 01	WASHINGTON-1	pr	0	0	0	0	0	0	0	0	0	0	0	0	0	0	0	0	0	0	.400
Apr 11	at Saint Mary's (CA)		0	0	0	0	0	0	0	0	0	0	0	0	0	0	0	4	0	0	.400
Apr 18	SANTA CLARA	1b	1	0	0	0	0	0	0	0	0	0	0	0	0	0	0	1	0	0	.333
Totals		1gs	6	1	2	0	0	0	0	0	0	1	0	0	0	0	2	30	1	2	.333

On base pct. .333 • Slugging pct. .333



**#5
ELIA
REID**

OF – R/R – 5-4 – Sr. – 3V
Buena Park, Calif.
Buena Park High School
Sociology Major

ASA JUNIOR (2011)

- Named an All-Pac-10 Honorable Mention
- Started 54 of Cal's 58 games, mostly in right field with some ventures to left
- Fifth on the team with her .254 batting average, slugged .485 with 26 RBI and seven steals
- Pac-10 Player of the Week (Feb. 27-March 6)
- Homered in the WCWS

ASA SOPHOMORE (2010)

- Started 55 of Cal's 63 games, playing in 56, primarily in right field
- Led the Bear starters in Pac-10 play, hitting .327
- Notched 47 total bases and stole 13 bases

ASA FRESHMAN (2009)

- Started 52 of Cal's 54 games in the outfield
- Named to the Pac-10 All-Freshman team, racking up 26 stolen bases, 27 RBI, six home runs

PERSONAL

-As a prepster Elia Reid also competed in track and was an all-county performer in the 200-meter race. She still ranks on the Orange County High School Girls All-Time Top-25 List in the 100 and 200-meter events.

WHY I WEAR MY NUMBER

"I was number 1 all through travel ball but wore 5 in high school, so 5 grew on me over the three years. But I think it's meant to be because the letter E is the fifth letter of the alphabet. So forget the number 1- I love number 5."

The Automated ScoreBook
Individual Game-by-Game for California (as of May 07, 2012)

#5 Reid, Elia - 28 games (All games)

Date	Opponent	Pos	AB	R	H	RBI	2B	3B	HR	BB	SB	CS	HBP	SAC	SF	GDP	K	PO	A	E	Avg
Mar 10	vs SDSU	of	1	0	0	1	0	0	0	0	0	0	0	0	0	0	0	0	0	0	.000
Mar 10	vs Butler	pr/of	2	2	2	2	0	0	0	0	1	0	0	0	0	0	0	0	0	0	.667
Mar 11	at Fresno State-1	of	0	0	0	0	0	0	0	0	0	0	0	0	0	0	0	0	0	0	.667
Mar 14	vs Texas A&M	pr/of	2	0	1	2	0	0	0	0	0	0	0	0	0	0	1	0	0	0	.600
Mar 15	vs Texas	of	0	0	0	0	0	0	0	0	0	0	0	0	0	0	0	0	0	0	.600
Mar 15	at Hawai'i	of	0	0	0	0	0	0	0	0	0	0	0	1	0	0	0	0	0	0	.600
Mar 20	PRINCETON		0	0	0	0	0	0	0	0	0	0	0	0	0	0	0	0	0	0	.600
Mar 23	at Stanford		1	0	0	0	0	0	0	0	0	0	0	0	0	0	1	0	0	0	.500
Mar 25	at Stanford-1		0	0	0	0	0	0	0	0	0	0	0	0	0	0	0	0	0	0	.500
Mar 25	at Stanford-2	of	0	1	0	0	0	0	0	1	1	0	0	0	0	0	0	0	0	0	.500
Mar 28	SACRAMENTO STATE	*of/of	1	2	1	0	0	0	0	1	0	0	0	0	0	0	0	0	0	0	.571
Mar 30	WASHINGTON	pr/of	0	0	0	0	0	0	0	0	0	0	0	0	0	0	0	0	0	0	.571
Apr 01	WASHINGTON-2	*of	3	1	2	1	1	0	0	0	0	0	0	0	0	0	1	0	0	0	.600
Apr 05	at Utah		1	0	0	0	0	0	0	0	0	0	0	0	0	1	0	0	0	0	.545
Apr 07	at Utah-1		1	0	0	0	0	0	0	0	0	0	0	0	0	0	1	0	0	0	.500
Apr 07	at Utah-2		0	1	0	0	0	0	0	1	0	0	0	0	0	0	0	0	0	0	.500
Apr 11	at Saint Mary's (CA)		1	1	0	0	0	0	0	1	1	0	0	0	0	0	0	0	0	0	.462
Apr 13	ARIZONA	pr	0	1	0	0	0	0	0	0	1	0	0	0	0	0	0	0	0	0	.462
Apr 14	ARIZONA	of	1	0	0	0	0	0	0	0	0	0	0	0	0	0	0	0	0	0	.429
Apr 15	ARIZONA	of	1	0	0	0	0	0	0	0	0	0	0	0	0	0	0	0	0	0	.400
Apr 18	SANTA CLARA	*of/of	3	0	2	0	0	0	0	0	0	0	0	0	0	0	1	0	0	0	.444
Apr 20	at Oregon	*	3	1	0	0	0	0	0	1	0	0	0	0	0	0	0	0	0	0	.381
Apr 21	at Oregon	*of	3	0	1	0	0	0	0	0	0	0	0	0	0	0	2	0	0	0	.375
Apr 27	UCLA	of	0	0	0	0	0	0	0	0	0	0	0	0	0	0	0	0	0	0	.375
Apr 28	UCLA	*of	3	0	0	0	0	0	0	0	0	0	0	0	0	0	2	1	0	0	.333
May 04	at Oregon State		1	0	0	0	0	0	0	0	0	0	0	0	0	1	0	0	0	0	.321
May 05	at Oregon State	*	3	1	0	0	0	0	0	1	1	0	0	0	0	0	1	0	0	1	.290
May 06	at Oregon State		2	0	0	0	0	0	0	0	0	0	0	0	0	0	0	1	0	0	.273
Totals		7gs	33	11	9	6	1	0	0	6	5	0	0	1	0	1	10	3	0	1	.273

On base pct. .385 • Slugging pct. .303



**#6
TAYLOR
VINCENT**

C – R/R – 5-6 – So. – IV
Plesanton, Calif.
Foothill High School
Math & Physics Major

AS A FRESHMAN (2011)

- Cal's back-up catcher, the go-to catcher in the bullpen
- Hit 1.000 in one at-bat
- Played in three games

HIGH SCHOOL/CLUB

- Was a North Coast Section CIF scholar athlete from 2007-2010 and a member of the National Honor Society in 2010
- Made the Principal's List every year from 2007-2010 and was a three-time recipient of the Falcon Pride Award
- First-team All-League in 2010
- Led her Foothill HS team to 2007 EBAL and NCS championships and an EBAL title in 2008
- Served as president and founder of the Physics Club and participated in the Tobacco Use Prevention Education program
- Also held the office of vice-president her junior year and president her senior year
- In 2009, played for Sorcerer Phil 18 Gold team that won the 18 Gold National Championship

PERSONAL

- Father, Richard, owns an MBA from Pepperdine while her mother, Teri, is a nurse with certification in high-risk obstetrics
- Chose Cal because it offered her the opportunity to play for a top-25 division I program while getting a degree from one of the top-ranked physics departments in the world
- Notes her best sports moment was storming the field at Easton Stadium in Oklahoma City after her team won the national championship in 2010
- Hopes to get her Ph.D. in biophysics from Cal and to work on advancements in human prosthetics. She was a North Coast Section CIF scholar athlete from 2007-2010 and a member of the National Honor Society in 2010.

WHY I WEAR MY NUMBER

"I wanted 7 (Ari's number), but she asked for it first so I settled for one less. Seven is the most magically powerful number... Or it was one of the first numbers I was given when I started playing and it stuck with me."

The Automated ScoreBook
Individual Game-by-Game for California (as of Apr 19, 2012)

#6 Vincent, Taylor - 10 games (All games)

Date	Opponent	Pos	AB	R	H	RBI	2B	3B	HR	BB	SB	CS	HBP	SAC	SF	GDP	K	PO	A	E	Avg
Feb 11	vs Texas State	c	0	1	0	0	0	0	0	1	0	0	0	0	0	0	0	1	2	0	.000
Feb 18	vs UC Riverside	c	0	0	0	0	0	0	0	0	0	0	0	0	0	0	0	1	0	0	.000
Feb 26	vs Cal State Northridge	c	0	0	0	0	0	0	0	0	0	0	0	0	0	0	0	2	0	0	.000
Mar 2	vs FIU	c	0	0	0	0	0	0	0	0	0	0	0	0	0	0	0	1	0	0	.000
Mar 02	vs Southern Miss	c	1	1	1	0	0	0	0	0	1	0	0	0	0	0	0	1	0	0	1.000
Mar 10	vs SDSU	ph	1	1	1	1	0	0	0	0	0	0	0	0	0	0	0	0	0	0	1.000
Mar 10	vs Butler	c	0	0	0	0	0	0	0	0	0	0	0	0	0	0	0	3	0	0	1.000
Mar 28	SACRAMENTO STATE	c	0	0	0	0	0	0	0	0	0	0	0	0	0	0	0	0	0	0	1.000
Apr 11	at Saint Mary's (CA)		1	0	0	0	0	0	0	0	0	0	0	0	0	0	0	1	0	0	.667
Apr 18	SANTA CLARA	c	0	0	0	0	0	0	0	0	0	0	0	0	0	0	0	3	0	0	.667
Totals		0gs	3	3	2	1	0	0	0	1	1	0	0	0	0	0	0	13	2	0	.667

On base pct. .750 • Slugging pct. .667



#7 ARIANNA ERCEG

P – R/R – 6-0 – So. – IV
Rancho Palos Verdes, Calif.
Palos Verdes High School
Undeclared Major

AS A FRESHMAN (2011)

- Cal's secondary pitcher, putting in 47.1 innings of work
- Owned a 5.32 ERA and a 5-3 overall record
- Earned wins against Oregon and Arizona, both of which were ranked
- Had one hit and two runs scored in five at-bats for a .200 average

HIGH SCHOOL

- Named the MVP of the Bay League in 2009 and 2010
- Lauded with placement on the 2009 and 2010 All-Bay League and All-Area teams
- Landed on the 2010 All-CIF team and All-State team
- Led Palos Verdes High School to the Bay League Championship in 2009 and 2010
- Was a four-year member of the school's AVID program and was a CSF member

CLUB BALL

- Took third place at the 2010 ESPN Rise Premier Nationals with Orange County Batbusters 18 Gold
- Won the U-16 Boulder Independence Day Tournament in 2009
- Lead the Orange County Batbusters to a first-place finish at the 2009 16U Southern California ASA state championship
- Her So Cal Batbusters team took third place at the 14U nationals in 2007

PERSONAL

- Parents are Slaven and Danielle Erceg
- Notes that her best sports moment was hitting a walk-off homerun in the playoffs of her senior season in high school
- Chose Cal for its strong academics and for the chance to play for one of the top softball programs in the country and she always dreamed of playing in the Pac-10
- Standing in at 6-0, Erceg is the tallest Bear. With her vertical reach, the team has taken to calling her a giraffe and even suggested the Toys R Us theme song be her walk-up song.
- Always has to put her left cleat on before her right.

WHY I WEAR MY NUMBER

"The reason why I am number 7 is because it was the number given to me on my first all-star team when I was eight-years-old. I have only been that number ever since."

The Automated ScoreBook Individual Game-by-Game for California (as of Mar 22, 2012)

#7 Erceg, Arianna - 6 games (All games)

Date	Opponent	Pos	AB	R	H	RBI	2B	3B	HR	BB	SB	CS	HBP	SAC	SF	GDP	K	PO	A	E
Feb 12	vs Syracuse	*p	0	0	0	0	0	0	0	0	0	0	0	0	0	0	0	0	0	0
Feb 18	vs UC Riverside	p	0	0	0	0	0	0	0	0	0	0	0	0	0	0	0	0	1	0
Feb 26	vs Cal State Northridge	*p	0	0	0	0	0	0	0	0	0	0	0	0	0	0	0	0	0	1
Mar 02	vs Southern Miss	*p/dh	0	0	0	0	0	0	0	0	0	0	0	0	0	0	0	0	1	0
Mar 07	UC DAVIS	p	0	0	0	0	0	0	0	0	0	0	0	0	0	0	0	0	1	0
Mar 17	vs Winthrop	p	1	0	0	0	0	0	0	0	0	0	0	0	0	0	1	0	0	0
Totals		3gs	1	0	0	0	0	0	0	0	0	0	0	0	0	0	1	0	4	1

On base pct. .000 • Slugging pct. .000

#7 Erceg, Arianna - 6 appearances (All games)

Date	Opponent	GS	IP	H	R	ER	BB	SO	2B	3B	HR	WP	BK	HBP	IBB	Score	W-L	Sv	ER/
Feb 12	vs Syracuse	*	3.0	1	1	1	0	4	0	0	1	0	0	0	0	6-3	0-0	0	2.33
Feb 18	vs UC Riverside		1.0	0	0	0	0	0	0	0	0	0	0	0	0	10-0	0-0	0	1.71
Feb 26	vs Cal State Northridge	*	2.0	1	0	0	1	2	0	0	0	0	0	0	0	7-0	0-0	0	1.11
Mar 02	vs Southern Miss	*	1.0	1	0	0	0	0	0	0	0	0	0	0	0	8-0	0-0	0	1.00
Mar 07	UC DAVIS		0.2	3	3	2	0	1	1	0	0	0	0	0	0	11-3	0-0	0	2.73
Mar 17	vs Winthrop		2.0	3	1	1	3	3	0	0	0	2	0	0	0	7-1	0-0	0	2.91
Totals		3	9.2	9	5	4	4	10	1	0	1	2	0	0	0	49-7	0-0	0	2.91



#8
DANIELLE HENDERSON
 3B/C – R/R – 5-5 – Fr. – HS
 Elk Grove, Calif.
 Sheldon High School
 Undeclared Major

HIGH SCHOOL/CLUB

- Led Sheldon to 2008-2009 CIF championships and a 2009 Nike Faster to First title
- The 2009 squad was ranked first in the nation by USA Today/NFCA
- Three-time scholar-athlete
- Thrice named to the All-Delta River League First Team
- Played volleyball her junior year
- 2011 Sacramento Bee Player of the Year
- 2011 ESPN RISE West Player of the Week
- Placed on the 2011 All-California Team
- Three-time Rivercats' All-City Team
- Played at the 2011 Under Armour All-America Game
- 2010 ESPN Rise All-State Softball First Team
- Won 2008 I6U nationals with Lady Magic Softball in Kentucky
- Lady Magic took second at the 2010 Colorado Independence Tournament
- Co-champions of I6U Batbusters Best of the West

PERSONAL

- Parents are Mickey and Joe Henderson, both of whom attended Idaho State
- Best sports moment was when her Lady Magic team won I6U nationals in 2008, when she made the last out of the game by catching a line drive from a slapper

The Automated ScoreBook
 Individual Game-by-Game for California (as of May 07, 2012)

#8 Henderson, Danielle - 50 games (All games)

Date	Opponent	Pos	AB	R	H	RBI	2B	3B	HR	BB	SB	CS	HBP	SAC	SF	GDP	K	PO	A	E	Avg
Feb 10	vs Tennessee	*c	4	1	1	2	0	0	1	0	0	0	0	0	0	0	3	8	0	0	.250
Feb 11	vs Bradley	*1b	3	0	1	1	0	0	0	0	0	0	0	0	0	0	0	9	0	0	.286
Feb 11	vs Texas State	*3b	3	2	2	2	0	0	1	0	1	0	0	0	0	0	1	0	3	0	.400
Feb 12	vs Syracuse	*3b	4	0	1	0	1	0	0	0	0	0	0	0	0	0	2	2	2	0	.357
Feb 17	vs DePaul	*1b	2	0	0	0	0	0	0	0	0	0	1	0	0	0	1	11	0	1	.312
Feb 18	vs San Jose State	*3b	3	0	0	0	0	0	0	0	0	0	0	0	0	0	1	0	1	0	.263
Feb 18	vs UC Riverside	*3b	3	1	1	1	0	0	1	0	0	0	0	0	0	0	1	0	0	0	.273
Feb 19	vs LSU	*3b	1	0	0	0	0	0	0	2	0	0	0	0	0	0	1	0	1	0	.261
Feb 24	vs Fordham	*3b	4	1	1	2	0	0	1	0	0	0	0	0	0	0	2	0	2	0	.259
Feb 25	vs Cal Poly	*3b	3	0	0	0	0	0	0	0	0	0	0	0	0	0	1	0	1	0	.233
Feb 26	vs Cal State Northridge	*3b	3	1	1	2	0	0	1	0	0	0	0	0	0	0	1	3	1	0	.242
Mar 2	vs FIU	*3b	4	1	3	2	1	0	0	0	0	0	0	0	0	0	1	0	2	0	.297
Mar 02	vs Southern Miss	*3b	2	0	1	0	0	0	0	0	0	0	0	0	0	0	0	0	0	0	.308
Mar 03	vs East Carolina	*3b	2	0	0	0	0	0	0	0	0	0	0	0	0	0	0	0	0	0	.293
Mar 03	vs Northwestern	*3b	3	0	0	0	0	0	0	0	0	0	0	0	0	0	3	0	3	0	.273
Mar 07	UC DAVIS	*3b	3	1	2	1	0	0	1	0	0	0	0	0	0	0	1	0	1	0	.298
Mar 10	vs SDSU	*3b	2	1	1	1	0	0	0	0	0	0	0	0	0	0	0	1	2	0	.306
Mar 10	vs Butler	*3b	1	0	0	1	0	0	0	0	0	0	0	0	1	0	1	1	0	0	.300
Mar 11	vs Purdue	*3b	1	3	1	1	0	0	1	2	0	0	0	0	0	0	0	2	1	0	.314
Mar 11	at Fresno State-1	*3b	3	0	0	0	0	0	0	1	0	0	0	0	0	0	1	0	5	1	.296
Mar 14	vs Texas A&M	*3b	2	0	0	0	0	0	0	2	0	0	0	0	0	0	1	1	3	0	.286
Mar 15	vs Texas	*3b	3	1	1	0	0	0	0	0	0	0	0	0	0	0	0	0	2	0	.288
Mar 15	at Hawai i	*3b	2	0	1	0	0	0	0	3	0	0	0	0	0	0	1	1	2	0	.295
Mar 16	vs Marist	*3b	3	0	1	0	0	0	0	0	0	0	0	0	0	0	1	1	2	0	.297
Mar 17	vs Winthrop	*3b	3	1	1	0	0	0	0	0	0	0	0	0	0	0	1	1	2	0	.299
Mar 20	PRINCETON	*	2	1	1	1	0	0	1	0	0	0	0	0	0	0	0	1	1	0	.304
Mar 23	at Stanford	*	4	1	3	1	0	0	1	0	0	0	0	0	0	0	0	1	2	0	.329
Mar 25	at Stanford-1	*	3	0	0	0	0	0	0	0	0	0	0	0	0	0	0	1	6	0	.316
Mar 25	at Stanford-2	*3b	3	2	1	1	0	0	1	0	0	0	0	0	0	0	0	2	1	0	.316
Mar 28	SACRAMENTO STATE	*3b	2	0	0	0	0	0	0	0	0	0	0	0	0	0	0	1	0	0	.309
Mar 30	WASHINGTON	*3b	2	0	0	0	0	0	0	1	0	0	0	0	0	0	1	0	3	0	.301
Apr 01	WASHINGTON-1	*3b	2	0	1	2	0	0	0	1	0	0	0	0	0	0	1	1	0	0	.306
Apr 01	WASHINGTON-2	*3b	3	0	0	0	0	0	0	0	0	0	0	0	0	0	0	0	2	0	.295
Apr 05	at Utah	*	2	2	1	3	0	0	1	1	0	0	0	0	0	0	0	0	0	0	.300
Apr 07	at Utah-1	*	2	2	2	1	0	0	1	1	0	0	0	0	0	0	0	0	2	0	.315
Apr 07	at Utah-2	*	3	2	1	3	0	0	1	1	0	0	0	0	0	0	1	0	2	0	.316
Apr 11	at Saint Mary's (CA)	*	3	2	1	0	0	0	0	1	0	0	0	0	0	0	0	3	2	0	.316
Apr 13	ARIZONA	*3b	3	0	0	0	0	0	0	0	0	0	0	0	0	0	2	1	2	0	.307
Apr 14	ARIZONA	*3b	3	0	0	0	0	0	0	0	0	0	0	0	0	0	2	0	3	0	.298
Apr 15	ARIZONA	*3b	3	0	1	1	0	0	0	0	0	0	0	0	0	0	2	2	4	0	.299
Apr 18	SANTA CLARA	*3b	2	2	1	3	0	0	1	1	0	0	0	0	0	0	1	0	0	0	.303
Apr 20	at Oregon	*	3	1	1	0	0	0	0	1	0	0	0	0	0	0	0	0	1	0	.304
Apr 21	at Oregon	*3b	3	0	1	0	0	0	0	0	0	0	0	0	0	0	1	3	1	0	.304
Apr 22	at Oregon	*	3	1	2	2	1	0	0	0	0	0	0	0	0	0	0	1	3	0	.314
Apr 27	UCLA	*3b	2	0	0	0	0	0	0	1	0	0	0	0	0	0	1	1	0	0	.308
Apr 28	UCLA	*3b	3	1	1	0	0	0	0	1	0	0	0	0	0	0	1	1	0	0	.309
Apr 29	UCLA	*3b	3	0	0	0	0	0	0	1	0	0	0	0	0	0	0	0	0	0	.302
May 04	at Oregon State	*	1	2	1	3	0	0	1	1	0	0	1	0	0	0	0	1	2	0	.307
May 05	at Oregon State	*	3	0	0	0	0	0	0	1	0	0	0	0	0	0	2	2	2	0	.300
May 06	at Oregon State	*	2	1	0	0	0	0	0	1	0	0	0	0	0	0	1	0	0	0	.295
Totals		50gs	132	34	39	37	3	0	14	25	1	0	2	0	1	1	40	65	75	2	.295

On base pct. .412 • Slugging pct. .636



#9 JACE WILLIAMS

IF – L/R – 5-5 – Sr. – 2V

Encinitas, Calif.

Las Costa Canyon High School
Psychology Major

AS A JUNIOR (2011)

- Third on the team in the NCAA Tournament, hitting .379 and slugging .517
- Named to the NCFA All-Pacific Region First Team and All-Pac-10 Second Team
- Third on the squad, batting .382
- Named a Pac-10 All-Academic Honorable Mention and Easton Third-Team All-American
- Had a team-high 42 RBI and slugged .491 and boasted an on-base percentage of .474
- A dynamic third baseman, owned a .966 fielding average in 58 starts
- Tied for first on the squad with 26 walks

AS A SOPHOMORE (2010)

- Played in and started 62 games at third, in the outfield or as designated player
- Slugged .390 and was third on the team with 31 RBI and second with 41 walks
- Third amongst the Bears with a .447 on-base percentage
- All-Pac-10 honorable mention

PERSONAL

- Middle name is Marlee after Bob Marley and 95 percent of the music on her iPod is reggae.
- Half of her family has lived on the island of Maui for 15 years.

WHY I WEAR MY NUMBER

“When I was younger, I was really into soccer and wanted to be like Mia Hamm. So I copied her and chose 9 because that was her jersey number.”

The Automated ScoreBook Individual Game-by-Game for California (as of May 07, 2012)

#9 Williams, Jace - 49 games (All games)

Date	Opponent	Pos	AB	R	H	RBI	2B	3B	HR	BB	SB	CS	HBP	SAC	SF	GDP	K	PO	A	E	Avg	
Feb 10	vs Tennessee	*3b	3	2	1	2	0	0	1	1	0	0	0	0	0	0	1	1	4	0	.333	
Feb 11	vs Bradley	*3b	3	1	1	3	0	0	1	0	0	0	0	0	0	0	0	0	4	0	.333	
Feb 11	vs Texas State	*2b	0	1	0	0	0	0	0	3	0	0	0	0	0	0	0	1	0	0	.333	
Feb 12	vs Syracuse	*2b	1	0	0	1	0	0	0	3	0	0	0	0	0	0	0	1	2	0	.286	
Feb 17	vs DePaul	*3b	4	0	0	0	0	0	0	0	0	0	0	0	0	0	0	0	1	0	.182	
Feb 18	vs San Jose State	*2b	2	0	0	0	0	0	1	0	0	0	0	0	0	0	0	1	1	0	.154	
Feb 19	vs LSU	*2b	3	2	2	5	1	0	1	1	0	0	0	0	0	0	0	2	1	0	.250	
Feb 24	vs Fordham	*2b	2	0	0	0	0	0	2	0	0	0	0	0	0	0	1	0	2	0	.222	
Feb 25	vs New Mexico State	*3b	1	0	1	0	0	0	0	0	0	0	1	0	0	0	0	0	4	0	.263	
Feb 25	vs Cal Poly	*2b	3	0	0	0	0	0	1	1	0	0	0	0	0	0	0	3	3	0	.227	
Feb 26	vs Cal State Northridge	*2b	3	0	1	1	0	0	1	0	0	0	0	0	0	0	0	3	2	0	.240	
Mar 2	vs FIU	*2b	3	1	2	1	0	0	0	0	0	1	0	0	0	0	0	3	2	0	.286	
Mar 02	vs Southern Miss	*2b	2	0	1	1	0	0	0	0	0	0	0	0	0	0	0	0	0	0	.300	
Mar 03	vs East Carolina	*2b	3	0	0	2	0	0	0	0	0	0	0	0	0	0	0	2	1	0	.273	
Mar 03	vs Northwestern	*2b	3	1	2	1	1	0	0	1	1	0	0	0	0	0	0	0	3	0	.306	
Mar 07	UC DAVIS	*2b	2	1	0	1	0	0	0	0	0	0	0	0	0	0	0	0	0	0	.289	
Mar 10	vs SDSU	*2b	3	1	2	2	0	0	0	0	0	0	0	0	0	0	0	0	0	0	.317	
Mar 10	vs Butler	*2b/3b	3	2	2	2	1	0	0	1	1	0	0	0	0	0	0	0	1	0	.341	
Mar 11	vs Purdue	*2b	4	0	1	1	0	0	0	0	0	0	0	0	0	0	0	1	3	0	.333	
Mar 11	at Fresno State-1	*2b	2	2	1	1	1	0	0	2	0	0	0	0	0	0	1	2	4	0	.340	
Mar 15	vs Texas	*2b	4	0	0	0	0	0	0	0	0	0	0	0	0	0	0	3	0	1	.315	
Mar 15	at Hawai'i	*2b	4	1	0	0	0	0	0	1	0	0	0	0	0	0	1	1	0	1	.293	
Mar 16	vs Marist	*2b	2	0	0	0	0	0	0	0	0	0	0	0	0	0	1	2	2	1	.283	
Mar 17	vs Winthrop	*dh	3	1	1	0	0	0	0	1	0	0	0	0	0	0	0	0	0	0	.286	
Mar 20	PRINCETON	*	3	1	2	1	0	0	0	1	0	0	0	0	0	0	0	1	1	0	.303	
Mar 23	at Stanford	*	4	1	1	1	1	0	0	1	0	0	0	0	0	0	0	2	6	0	.300	
Mar 25	at Stanford-1	*	3	1	0	0	0	0	0	0	0	0	0	0	0	0	0	1	2	1	.288	
Mar 25	at Stanford-2	*2b	4	1	1	1	0	0	1	0	0	0	0	0	0	0	0	3	1	0	.286	
Mar 28	SACRAMENTO STATE	*2b	2	0	0	0	0	0	0	0	0	0	0	0	0	0	0	1	2	0	.278	
Mar 30	WASHINGTON	*2b	4	0	1	2	1	0	0	0	0	0	0	0	0	0	0	2	2	1	.277	
Apr 01	WASHINGTON-1	*2b	2	1	0	0	0	0	0	2	0	0	0	0	0	0	0	2	5	0	.271	
Apr 01	WASHINGTON-2	*2b	2	0	0	0	0	0	0	1	0	0	0	0	0	0	0	2	1	0	.264	
Apr 05	at Utah	*	3	0	1	1	0	0	0	0	0	0	0	0	0	0	0	0	1	0	.267	
Apr 07	at Utah-1	*	3	1	1	2	0	0	1	0	0	0	0	0	0	0	1	1	3	0	.269	
Apr 07	at Utah-2	*	4	2	2	1	2	0	0	0	0	0	0	0	0	0	0	1	2	0	.278	
Apr 11	at Saint Mary's (CA)	*	2	1	0	0	0	0	0	2	0	0	0	0	0	0	0	0	4	0	.273	
Apr 13	ARIZONA	*2b	1	0	1	0	0	0	0	2	0	0	0	0	0	0	0	3	3	0	.280	
Apr 14	ARIZONA	*2b	2	1	0	0	0	0	0	1	0	0	0	0	0	0	0	3	5	1	.275	
Apr 15	ARIZONA	*2b	3	0	0	0	0	0	0	0	0	0	0	0	0	0	0	1	3	0	.267	
Apr 18	SANTA CLARA	*2b	1	1	0	0	0	0	0	1	0	0	0	0	0	0	0	1	0	0	.264	
Apr 20	at Oregon	*2b	4	1	3	4	1	0	1	0	0	0	0	0	0	0	0	1	3	0	.282	
Apr 21	at Oregon	*2b	3	0	0	0	0	0	0	0	0	0	0	0	0	0	0	1	4	3	.274	
Apr 22	at Oregon	*	4	1	1	0	0	0	0	0	0	0	0	0	0	0	0	1	0	0	.274	
Apr 27	UCLA	*2b	3	0	1	0	1	0	0	0	0	0	0	0	0	0	1	0	2	0	.275	
Apr 28	UCLA	*2b	4	1	1	1	1	0	0	0	0	0	0	0	0	0	2	0	3	0	.274	
Apr 29	UCLA	*2b	2	1	1	3	0	0	0	1	1	0	0	0	1	0	0	1	2	0	.278	
May 04	at Oregon State	*	2	1	0	0	0	0	0	0	0	0	0	0	0	0	0	0	3	0	.273	
May 05	at Oregon State	*	3	1	2	1	1	0	0	1	0	0	0	0	0	0	0	2	3	1	.282	
May 06	at Oregon State	*	3	0	1	1	0	0	0	0	0	0	0	0	1	0	0	2	1	0	.284	
Totals			49gs	134	33	38	43	12	0	6	31	5	0	1	1	2	0	10	61	101	7	.284

On base pct. .417 • Slugging pct. .507



#10 VICTORIA JONES

IF/C – R/R – 5-6 – So. – IV
Oceanside, Calif.
Vista High School
Undeclared Major

ASA FRESHMAN (2011)

- Exploded in the postseason, hitting .333 (.365 before the WCWS) with three sacrifice hits and four RBI
- Became Cal's starting second baseman but also caught
- Upped her batting average to .225 from .196 after the Lexington Super Regional
- Knocked in 23 RBI
- Put down team-high six sacrifice hits
- Was six of seven in stolen bases

HIGH SCHOOL

- Was First-Team All-Palomar League, First-Team All-North County, First-Team All-CIF and Most Valuable Player for her high school softball team during 2008 and 2010
- Named the Athlete of the Year during her senior year
- Played varsity soccer and received the award of Best Offensive Player her sophomore and senior years

CLUB BALL

- In 2009, played for Sorcerer Phil 18 Gold team that won the 18 Gold National Championship
- Attended ASA national championships every year from 2003-10
- Played in the Premiere National Championships in 2010

PERSONAL

- Parents are Charles and Rosa Jones
- Notes her best sports moment was traveling to Italy and Sweden to play soccer in the Gothia Cup
- Dreamed of playing soccer in the Olympics
- One of her great grandfathers played professional baseball for the Boston Braves

PERSONAL

"I've always had two favorite numbers: 3 and 10. Three was always softball and 10 was always my soccer number. They were both given to me when I was very young. Since Jamia has 3, I went with 10. I still draw a three in the box before every pitch."

The Automated ScoreBook Individual Game-by-Game for California (as of May 07, 2012)

#10 Jones, Victoria - 39 games (All games)

Date	Opponent	Pos	AB	R	H	RBI	2B	3B	HR	BB	SB	CS	HBP	SAC	SF	GDP	K	PO	A	E	Avg
Feb 10	vs Tennessee	*2b	0	0	0	0	0	0	0	0	0	0	0	0	0	0	0	4	2	0	.000
Feb 11	vs Bradley	*2b	0	0	0	0	0	0	0	0	0	0	0	0	0	0	0	1	0	1	.000
Feb 11	vs Texas State	*c	1	0	0	0	0	0	0	0	0	0	0	0	1	0	0	3	0	0	.000
Feb 17	vs DePaul	*2b	0	0	0	0	0	0	0	0	0	0	0	0	0	0	0	0	4	0	.000
Feb 18	vs San Jose State	*c	0	0	0	0	0	0	0	0	0	0	0	0	0	0	13	1	0	0	.000
Feb 18	vs UC Riverside	*2b/3b	3	1	2	0	1	0	0	0	0	0	0	0	0	0	0	1	2	0	.500
Feb 19	vs LSU	*c	0	0	0	0	0	0	0	0	0	0	0	0	0	0	0	4	0	0	.500
Feb 25	vs New Mexico State	*2b	3	0	0	0	0	0	0	0	0	0	0	0	0	0	2	2	0	0	.286
Feb 25	vs Cal Poly	*c	0	0	0	0	0	0	0	0	0	0	0	0	0	0	0	6	0	0	.286
Mar 02	vs Southern Miss	*c/3b	2	1	0	0	0	0	0	1	0	0	0	0	0	0	1	8	0	0	.222
Mar 03	vs Northwestern	*c	0	0	0	0	0	0	0	0	0	0	0	0	0	0	0	8	0	0	.222
Mar 07	UC DAVIS	ss	2	1	2	3	0	0	1	0	0	0	0	0	0	0	0	0	3	0	.364
Mar 10	vs SDSU	*c	0	0	0	0	0	0	0	0	0	0	0	0	0	0	0	6	1	0	.364
Mar 10	vs Butler	*2b/ss	0	1	0	1	0	0	0	1	0	0	0	0	0	0	0	0	0	1	.364
Mar 11	vs Purdue	*c	2	0	2	2	1	0	0	0	0	0	0	1	0	0	0	6	2	0	.462
Mar 14	vs Texas A&M	*2b	3	0	0	0	0	0	0	0	0	0	0	0	0	0	1	4	0	0	.375
Mar 15	at Hawai'i	*c	0	0	0	0	0	0	0	0	0	0	0	0	0	0	0	16	0	0	.375
Mar 16	vs Marist	*2b	0	0	0	0	0	0	0	0	0	0	0	1	0	0	0	1	0	0	.375
Mar 17	vs Winthrop	*c	0	0	0	0	0	0	0	0	0	0	0	0	0	0	0	8	2	0	.375
Mar 20	PRINCETON		0	0	0	0	0	0	0	0	0	0	0	0	0	0	0	0	0	0	.375
Mar 25	at Stanford-2	*c	0	0	0	0	0	0	0	0	0	0	0	0	0	0	0	9	0	0	.375
Mar 28	SACRAMENTO STATE	*2b/ss	1	0	0	0	0	0	0	0	0	0	0	0	0	0	0	1	1	0	.353
Mar 30	WASHINGTON	*c	0	0	0	0	0	0	0	0	0	0	0	0	0	0	0	10	0	0	.353
Apr 01	WASHINGTON-2	*c	3	2	2	1	1	0	0	0	0	0	0	0	0	0	0	9	0	0	.400
Apr 05	at Utah	*	3	2	2	0	1	0	0	0	0	0	0	0	0	0	1	6	2	0	.435
Apr 07	at Utah-1		0	0	0	0	0	0	0	0	0	0	0	0	0	0	0	2	0	0	.435
Apr 07	at Utah-2	*	4	1	2	3	0	1	0	0	0	0	0	0	0	0	2	6	0	0	.444
Apr 11	at Saint Mary's (CA)	*	3	0	1	1	1	0	0	0	0	0	0	0	0	0	1	4	0	0	.433
Apr 14	ARIZONA	*1b	2	0	0	0	0	0	0	0	0	0	0	0	0	0	0	5	0	0	.406
Apr 15	ARIZONA	*c	2	1	1	1	0	0	0	0	0	0	0	1	0	0	1	5	0	0	.412
Apr 18	SANTA CLARA	*1b/2b	1	0	0	0	0	0	0	1	0	0	0	0	0	0	0	0	1	0	.400
Apr 20	at Oregon	*	4	0	0	0	0	0	0	0	0	0	0	0	0	0	2	8	1	0	.359
Apr 21	at Oregon	*1b	0	0	0	0	0	0	0	0	0	0	0	0	0	0	0	8	0	0	.359
Apr 22	at Oregon	*	0	0	0	0	0	0	0	0	0	0	0	0	0	0	0	6	1	0	.359
Apr 27	UCLA	*c	2	0	0	0	0	0	0	1	0	0	0	0	0	0	1	9	0	0	.341
Apr 28	UCLA	*1b/c	0	0	0	0	0	0	0	0	0	0	0	0	0	0	0	6	0	0	.341
Apr 29	UCLA	*c	0	0	0	0	0	0	0	0	0	0	0	0	0	0	0	7	0	0	.341
May 04	at Oregon State	*	0	0	0	0	0	0	0	0	0	0	0	0	0	0	0	5	1	0	.341
May 05	at Oregon State	*	3	0	1	1	0	0	0	0	0	0	0	0	0	0	1	3	2	0	.341
Totals		33gs	44	10	15	13	5	1	1	4	0	0	0	3	1	0	13	200	26	2	.341

On base pct. .388 • Slugging pct. .568



#17
LINDSEY
ZIEGENHIRT
 C – R/R – 5-6 – Jr. – 2V
 Elk Grove, Calif.
 Sheldon High School
 Psychology Major

ASA SOPHOMORE (2011)

- Cal's starting catcher, starting all but two games behind the plate
- Called the game for pitcher Jolene Henderson
- Hit .219 with 33 RBI and eight homers
- Pac-10 Player of the Week (April 11-17)
- Named to the Capital One Academic District 8 First-Team and the Pac-10 All-Academic First Team

ASA FRESHMAN (2010)

- Cal's starting catcher, starting all 63 games
- All-Pac-10 honorable mention and named to the All-Freshman Team
- Second on the squad with 15 homers, 58 RBI, .562 slugging percentage, 13 doubles and 109 bases

HIGH SCHOOL

- Two-time ESPN/Under-Armor First-Team All-American (2008, 2009) and a 2008 EA Sports All-America second teamer

PERSONAL

- Majoring in psychology with aspirations to get a master's in education from Cal
- Older sister Katie also went to Cal
- Mother Laura played for Pacific, which she guided to the Women's College World Series as a senior captain.
- Has been battery mates with Jolene Henderson since they were seven-years-old

WHY I WEAR MY NUMBER

"A really, really long time ago, I was number 5. I grew out of the jersey and the only number left was 17. It was funny because my sister was number 7, so the joke is that I always try and one-up her so I had to be 17. I've had the number ever since."

The Automated ScoreBook
Individual Game-by-Game for California (as of May 07, 2012)

#17 Ziegenhirt, Lindsey - 32 games (All games)

Date	Opponent	Pos	AB	R	H	RBI	2B	3B	HR	BB	SB	CS	HBP	SAC	SF	GDP	K	PO	A	E	Avg
Feb 10	vs Tennessee	ph	0	0	1	0	0	0	0	0	0	0	0	0	1	0	0	0	0	0	.000
Feb 11	vs Bradley	*c	3	0	0	0	0	0	0	0	0	0	0	0	0	0	1	10	1	0	.000
Feb 12	vs Syracuse	*c	2	0	0	0	0	0	1	0	0	0	0	0	0	0	0	8	0	0	.000
Feb 17	vs DePaul	*c	1	0	0	0	0	0	1	0	0	1	0	0	0	0	0	6	0	0	.000
Feb 18	vs UC Riverside	*c	0	0	0	0	0	0	0	0	0	0	0	0	0	0	0	4	1	0	.000
Feb 24	vs Fordham	*c	0	0	0	0	0	0	0	0	0	0	0	0	0	0	0	9	0	0	.000
Feb 25	vs New Mexico State	*c	3	0	1	0	0	0	0	0	0	0	0	0	0	0	0	11	0	0	.111
Feb 26	vs Cal State Northridge	*c	3	0	1	0	0	0	0	0	0	0	0	0	0	0	0	3	1	0	.167
Mar 2	vs FIU	*c	3	0	0	1	0	0	0	0	0	0	0	0	1	0	1	5	2	0	.133
Mar 03	vs East Carolina	*c	0	0	0	0	0	0	0	0	0	0	0	0	0	0	0	11	0	0	.133
Mar 07	UC DAVIS	*c/dh	2	1	0	0	0	0	0	0	0	0	0	0	0	0	0	8	0	0	.118
Mar 10	vs SDSU	ph	1	0	1	1	0	0	0	0	0	0	0	0	0	0	0	0	0	0	.167
Mar 10	vs Butler	*c	1	0	0	0	0	0	0	0	0	0	0	0	0	0	0	4	1	0	.158
Mar 11	at Fresno State-1	*c	3	0	0	0	0	0	1	0	0	0	0	0	0	0	2	6	0	0	.136
Mar 14	vs Texas A&M	*c	0	0	0	0	0	0	0	0	0	0	0	0	0	0	0	11	0	0	.136
Mar 15	vs Texas	*c	2	0	0	0	0	0	0	0	0	0	0	1	0	0	1	12	1	0	.125
Mar 16	vs Marist	*c	0	0	0	0	0	0	0	0	0	0	0	0	0	0	0	11	1	0	.125
Mar 20	PRINCETON	*	0	0	0	0	0	0	0	0	0	0	0	0	0	0	0	8	0	0	.125
Mar 23	at Stanford	*	3	0	0	0	0	0	0	0	0	0	0	0	0	0	1	5	2	0	.111
Mar 25	at Stanford-1	*	0	0	0	0	0	0	0	0	0	0	0	0	0	0	0	5	1	0	.111
Mar 28	SACRAMENTO STATE	*c	0	0	0	0	0	0	0	0	0	0	0	0	0	0	0	5	1	0	.111
Apr 01	WASHINGTON-1	*c	0	0	0	0	0	0	0	0	0	0	0	0	0	0	0	9	0	0	.111
Apr 05	at Utah	*	0	0	0	0	0	0	1	0	0	0	0	0	0	0	0	0	0	0	.111
Apr 07	at Utah-1	*	0	0	0	0	0	0	0	0	0	0	0	0	0	0	0	2	0	0	.111
Apr 11	at Saint Mary's (CA)	*	0	0	0	0	0	0	0	0	0	0	0	0	0	0	0	6	1	0	.111
Apr 13	ARIZONA	*c	0	0	0	0	0	0	0	0	0	0	0	0	0	0	0	11	0	0	.111
Apr 14	ARIZONA	*c	0	0	0	0	0	0	0	0	0	0	0	0	0	0	0	9	1	0	.111
Apr 18	SANTA CLARA	*c	1	1	1	1	0	1	0	0	0	0	0	0	0	0	0	10	1	0	.143
Apr 21	at Oregon	*c	3	0	0	0	0	0	0	0	0	0	0	0	0	0	1	2	0	0	.129
Apr 28	UCLA	*c	2	0	0	0	0	0	0	0	0	0	0	0	0	0	0	4	0	0	.121
May 05	at Oregon State	*	0	0	0	0	0	0	0	0	0	0	0	0	0	0	0	2	0	0	.121
May 06	at Oregon State	*	3	1	1	2	0	1	0	0	0	0	0	0	0	0	1	11	0	1	.139
Totals		29gs	36	3	5	6	0	0	2	4	0	0	1	1	2	0	8	208	15	1	.139

On base pct. .233 • Slugging pct. .306



#18 BRITT VONK

IF/DP – L/R – 5-7 – So. – IV
Enschede, Netherlands
Het Stedelijk Lyceum Zuid
Undeclared Major

AS A FRESHMAN (2011)

- Led the Dutch team to a European Championship
- Placed on NCAA All-Pacific Region First Team, All-Pac-10 Second Team and All-Freshman Team
- First on the team, hitting .415, had 26 steals in 31 attempts
- Led the Bears in OKC, hitting .455 with five hits in 11 at-bats
- Her on-base percentage of .502 ranked her first amongst the Bears
- Second on the team in the NCAA Tournament, hitting .419
- Started all 58 games at short, knocked in 13 RBI and led the Bears with 26 walks

PRE-CAL BALL

- Played with the Netherlands national team at the 2008 Olympics
- Named the best hitter in the 2006 Apeldoorn Softball Series and the most talented player of 2006 in Enschede
- Was recognized in 2008 as the best hitter at the Mastenbroek Tournament and awarded the Bep van Beijmerwerdt Trophy as the most talented youth Dutch player
- Lauded as the best hitter at the 2010 International Indoor Cup
- With her club team, the Tex Town Tigers, was a two-time national champion
- Member of the track and field team in her hometown Enschede

PERSONAL

- Father, Theo Vonk, played professional soccer in the Netherlands, mother, Tanja Reijerink, played professional water polo in the Netherlands and her brother plays soccer
- Chose Cal because its history and reputation really spoke to her and the combination of these two factors made Cal an easy choice
- Spent most of her youth in the Netherlands, but she also spent a year living in Spain while her father coached a Spanish soccer team

WHY I WEAR MY NUMBER


“The reason why I picked number 18 is a little bit silly. I’ve worn it since I was 13-years-old and I don’t want to replace it. I once saw ‘The Replacements.’ It’s a movie about football, and even though we don’t play football back in Holland, I thought it was a pretty good and inspiring movie. The football star in that movie had number 18, so that’s why I picked it.”

The Automated ScoreBook Individual Game-by-Game for California (as of Apr 19, 2012)

#18 Vonk, Britt - 37 games (All games)

Date	Opponent	Pos	AB	R	H	RBI	2B	3B	HR	BB	SB	CS	HBP	SAC	SF	GDP	K	PO	A	E	Avg
Feb 10	vs Tennessee	*dh	4	1	0	0	0	0	0	1	0	0	0	0	0	0	1	0	0	0	.000
Feb 11	vs Bradley	*dh	4	2	1	0	0	0	0	0	0	0	0	0	0	0	1	0	0	0	.125
Feb 11	vs Texas State	*dh	3	1	3	1	0	0	0	0	1	0	0	0	0	0	0	0	0	0	.364
Feb 12	vs Syracuse	*dh	4	2	3	2	2	0	0	0	1	0	0	0	0	0	0	0	0	0	.467
Feb 17	vs DePaul	*dh	4	0	0	0	0	0	0	0	0	0	0	0	0	0	0	0	0	0	.368
Feb 18	vs San Jose State	*dh	4	1	1	0	0	0	0	0	0	0	0	0	0	0	0	0	0	0	.348
Feb 18	vs UC Riverside	*dh	3	2	1	0	0	0	0	1	0	0	0	0	0	0	1	0	0	0	.346
Feb 19	vs LSU	*dh	4	2	1	0	0	0	0	0	1	0	0	0	0	0	0	0	0	0	.333
Feb 24	vs Fordham	*dh	4	0	0	0	0	0	0	0	0	0	0	0	0	0	3	0	0	0	.294
Feb 25	vs New Mexico State	*dh	3	1	1	0	0	0	0	0	0	0	0	0	0	0	0	0	0	0	.297
Feb 25	vs Cal Poly	*dh	4	1	2	1	0	0	0	0	1	0	0	0	0	0	0	0	0	0	.317
Feb 26	vs Cal State Northridge	*dh	3	1	1	1	0	0	0	1	0	0	0	0	0	0	1	0	0	0	.318
Mar 2	vs FIU	*dh	3	1	2	0	0	0	0	1	0	0	0	0	0	0	0	0	0	0	.340
Mar 03	vs East Carolina	*dh	3	2	2	1	0	0	0	0	0	0	0	0	0	0	0	0	0	0	.360
Mar 03	vs Northwestern	*dh	4	1	2	0	0	0	0	0	1	0	0	0	0	0	0	0	0	0	.370
Mar 10	vs SDSU	*dh	3	0	0	0	0	0	0	0	0	0	0	0	0	0	0	0	0	0	.351
Mar 10	vs Butler	*dh	2	3	1	0	0	0	0	1	1	0	0	0	0	0	0	0	0	0	.356
Mar 11	vs Purdue	*dh	3	1	2	2	0	0	0	1	2	0	0	0	0	0	0	1	0	0	.371
Mar 11	at Fresno State-1	*dh	5	0	0	0	0	0	0	0	0	0	0	0	0	0	2	0	0	0	.343
Mar 14	vs Texas A&M	*dh	3	1	1	1	0	0	0	0	1	0	0	1	0	0	1	0	0	0	.343
Mar 15	vs Texas	*dh	3	1	2	2	0	0	0	1	0	1	0	0	0	0	0	0	0	0	.356
Mar 15	at Hawai'i	*dh	5	0	3	0	1	0	0	0	0	0	0	0	0	0	0	0	0	0	.372
Mar 16	vs Marist	*dh	3	0	1	1	0	0	0	0	1	0	0	0	0	0	0	0	0	0	.370
Mar 17	vs Winthrop	*2b	4	0	0	0	0	0	0	0	0	0	0	0	0	0	2	0	2	0	.353
Mar 20	PRINCETON	*	2	0	1	1	0	0	0	0	0	0	0	0	0	0	1	0	0	0	.356
Mar 23	at Stanford	*	5	2	1	0	0	0	0	0	0	0	0	0	0	0	1	0	0	0	.348
Mar 25	at Stanford-1	*	2	0	1	1	1	0	0	0	0	0	0	1	0	0	0	11	0	0	.351
Mar 25	at Stanford-2	*dh	3	0	1	0	0	0	0	0	0	0	0	1	0	0	0	0	0	0	.351
Mar 28	SACRAMENTO STATE	*1b	2	0	1	2	0	0	0	1	0	0	0	0	0	0	0	3	0	0	.354
Mar 30	WASHINGTON	*dh	3	0	0	0	0	0	0	1	0	0	0	0	0	0	0	0	0	0	.343
Apr 01	WASHINGTON-1	*1b	3	1	1	1	1	0	0	0	0	0	0	0	0	0	0	3	0	1	.343
Apr 01	WASHINGTON-2	*dh	3	0	1	0	0	0	0	0	0	0	0	1	0	0	1	0	0	0	.343
Apr 05	at Utah	*	2	0	0	0	0	0	0	1	0	0	0	0	0	0	0	0	0	0	.336
Apr 07	at Utah-1	*	3	1	2	0	0	0	0	0	0	0	0	0	0	0	0	0	0	0	.345
Apr 11	at Saint Mary's (CA)	*	4	1	1	1	0	0	0	1	1	0	0	0	0	0	0	0	0	0	.342
Apr 13	ARIZONA	*dh	3	0	1	0	0	0	0	0	0	0	0	0	0	0	1	0	0	0	.342
Apr 14	ARIZONA	*dh	1	0	0	0	0	0	0	1	0	0	0	0	0	0	1	0	0	0	.339
Totals		37gs	121	29	41	18	5	0	0	12	11	1	0	4	0	0	18	17	2	1	.339

On base pct. .398 • Slugging pct. .380



#20 VALERIE ARIOTO

UT – R/R – 5-7 – Sr. – 3V
Pleasanton, Calif.
Foothill High School
American Studies Major

ASA REDSHIRT SENIOR (2011)

- Sideline due to injury, redshirted but still traveled with the team to all games
- Made the U.S. senior team and played softball all summer

ASA JUNIOR (2010)

- Led the U.S. delegation to gold medals at the Japan Cup over the 2010 summer
- Named to Louisville Slugger/National Fastpitch Coaches Association All-American First Team
- Also placed on the All-Pac-10 first team
- Split time between pitcher and first base, playing in all 63 games
- Fourth in the Pac-10 and 31st in the nation with 19 homers
- Second in the nation and first in the conference with 81 walks
- Her .819 slugging percentage placed her first on the Cal team, second in the Pac-10 and 11th in the country
- Paced the Bears in walks (81), homers (19) and runs (61)
- Went 21-9 in the circle with a 1.43 ERA in 205.2 innings of work, allowing her batters to hit just .169
- Named to the ASA Top-50, Top-25 and Top-10 watch lists

ASA SOPHOMORE (2009)

- Third-team NFCA All-American, second-team Easton All-American
- First-team All-Pac-10 and first team All-Pacific Region selection
- Second-leading hitter on the team, posting a .325 average with a .425 on-base percentage
- Drove in three runs without getting a hit at Regionals

ASA FRESHMAN (2008)

- All-Pac-10 second-team and NFCA All-Pacific Region second-team selection
- Named to the Fresno All-Regional team and recipient of the Donna Terry Award (Team MVP)
- Scored three runs and tallied her 100th strikeout of the year in the regional championship against Fresno State
- Went 3-for-4 with two RBI against Florida in the first game of the Super Regional

WHY I WEAR MY NUMBER

"I wear 20 just because I always have!"

The Automated ScoreBook Individual Game-by-Game for California (as of May 07, 2012)

#20 Arioto, Valerie - 51 games (All games)

Date	Opponent	Pos	AB	R	H	RBI	2B	3B	HR	BB	SB	CS	HBP	SAC	SF	GDP	K	PO	A	E	Avg
Feb 10	vs Tennessee	*1b	3	3	2	4	0	0	2	1	0	0	0	0	0	0	6	1	0	0	.667
Feb 11	vs Bradley	*p	1	1	1	0	0	0	2	0	0	0	0	0	0	0	4	0	0	0	.750
Feb 11	vs Texas State	*1b/dh	3	1	1	4	0	0	1	0	0	0	0	0	0	0	4	0	0	0	.571
Feb 12	vs Syracuse	*1b	2	1	0	0	0	0	2	0	0	0	0	0	0	0	1	8	0	0	.444
Feb 17	vs DePaul	*p	3	2	3	2	1	0	2	0	0	0	1	0	0	0	0	4	0	0	.583
Feb 18	vs San Jose State	*1b	2	1	2	4	0	0	1	1	0	0	0	0	0	0	3	1	0	0	.643
Feb 18	vs UC Riverside	*p	1	2	1	3	0	0	1	2	0	0	0	0	0	0	0	2	0	0	.667
Feb 19	vs LSU	*1b	1	3	0	0	0	0	0	3	0	0	0	0	0	0	0	6	0	0	.625
Feb 24	vs Fordham	*p	3	0	1	0	0	0	0	1	0	0	0	0	0	0	1	0	1	1	.579
Feb 25	vs New Mexico State	*1b	0	0	0	0	0	0	0	2	0	0	1	0	0	0	0	6	0	0	.579
Feb 25	vs Cal Poly	*p	2	1	1	2	0	0	1	2	0	0	0	0	0	0	0	3	0	0	.571
Feb 26	vs Cal State Northridge	*1b	4	0	1	2	0	0	0	0	0	0	0	0	0	0	6	1	0	0	.520
Mar 2	vs FIU	*p	3	2	2	2	1	0	0	1	0	0	0	0	0	0	1	4	0	0	.536
Mar 02	vs Southern Miss	*1b	2	1	1	1	0	0	1	0	0	0	0	0	0	0	1	5	0	0	.533
Mar 03	vs East Carolina	*p	0	2	0	2	0	0	0	3	0	0	0	0	0	0	0	0	0	1	.533
Mar 03	vs Northwestern	*1b	2	1	1	0	0	0	0	2	0	0	0	0	0	0	0	8	0	0	.531
Mar 07	UC DAVIS	*1b	1	1	0	0	0	0	0	2	0	0	0	0	0	0	1	0	4	0	.515
Mar 10	vs SDSU	*1b	2	1	0	1	0	0	0	2	0	0	0	0	0	0	1	7	0	0	.486
Mar 10	vs Butler	*p	2	4	2	2	1	0	1	2	1	0	0	0	0	0	0	0	0	0	.514
Mar 11	vs Purdue	*1b	4	0	0	0	0	0	0	0	0	0	0	0	0	0	0	4	0	0	.463
Mar 11	at Fresno State-1	*p	3	2	3	1	0	0	0	1	0	0	0	0	0	0	0	3	0	0	.500
Mar 14	vs Texas A&M	*1b	3	0	1	0	0	0	0	1	0	0	0	0	0	0	0	1	4	0	.489
Mar 15	vs Texas	*p/1b	3	1	1	2	0	0	0	1	1	0	0	0	0	0	0	1	4	0	.480
Mar 15	at Hawai'i	*1b	2	0	0	0	0	0	0	3	0	0	0	0	0	0	2	7	0	0	.462
Mar 16	vs Marist	*p/1b	1	0	0	0	0	0	0	2	0	0	0	0	0	0	1	2	3	0	.453
Mar 17	vs Winthrop	*1b/of	4	1	1	0	0	0	0	0	0	0	0	0	0	0	1	5	1	0	.439
Mar 20	PRINCETON	*	3	2	2	2	0	0	1	0	0	0	0	0	0	0	0	1	0	0	.450
Mar 23	at Stanford	*	2	2	2	4	0	0	2	3	0	0	0	0	0	0	10	0	0	0	.468
Mar 25	at Stanford-1	*	2	0	0	0	0	0	0	1	0	0	0	0	0	0	0	2	2	0	.453
Mar 25	at Stanford-2	*1b	4	1	2	3	1	0	1	0	0	0	0	0	0	0	1	5	2	0	.456
Mar 28	SACRAMENTO STATE	*p	2	0	0	1	0	0	0	0	0	0	0	0	1	0	0	0	3	0	.443
Mar 30	WASHINGTON	*1b	1	0	0	0	0	0	0	3	0	0	0	0	0	0	1	5	0	0	.437
Apr 01	WASHINGTON-1	*p	1	0	0	0	0	0	0	3	0	0	0	0	0	0	0	0	0	0	.431
Apr 01	WASHINGTON-2	*1b	4	1	2	2	0	0	1	0	0	0	0	0	0	0	6	1	1	0	.434
Apr 05	at Ulah	*	2	0	0	0	0	0	0	2	0	0	0	0	0	0	1	7	0	0	.423
Apr 07	at Ulah-1	*	2	3	1	1	0	0	1	1	0	0	0	0	0	0	0	1	0	0	.425
Apr 07	at Ulah-2	*	2	2	1	0	0	0	0	2	0	0	0	0	0	0	0	7	0	0	.427
Apr 11	at Saint Mary's (CA)	*	4	1	1	2	0	0	1	0	0	0	0	0	0	0	1	2	2	0	.419
Apr 13	ARIZONA	*1b	1	1	0	0	0	0	0	2	0	0	0	0	0	0	0	6	0	0	.414
Apr 14	ARIZONA	*p/1b	2	0	0	0	0	0	0	1	0	0	0	0	0	0	0	1	1	0	.404
Apr 15	ARIZONA	*1b	3	2	2	2	0	0	2	0	0	0	0	0	0	0	1	11	0	0	.413
Apr 18	SANTA CLARA	*p	2	0	0	0	0	0	0	0	0	0	0	0	0	0	1	0	0	0	.421
Apr 20	at Oregon	*p	2	0	0	0	0	0	0	2	0	0	0	0	0	0	1	9	0	0	.412
Apr 21	at Oregon	*p	2	0	1	0	0	0	0	1	0	0	0	0	0	0	0	0	3	0	.414
Apr 22	at Oregon	*	2	2	1	1	0	0	1	2	0	0	0	0	0	0	1	5	1	0	.416
Apr 27	UCLA	*1b	3	1	1	0	0	0	0	0	0	0	0	0	0	0	2	6	0	0	.413
Apr 28	UCLA	*p/1b	0	1	0	0	0	0	0	3	0	0	1	0	0	0	0	2	0	0	.413
Apr 29	UCLA	*1b	1	2	0	1	0	0	0	3	0	0	0	0	0	0	0	7	1	0	.410
May 04	at Oregon State	*	3	1	0	0	0	0	0	0	0	0	0	0	0	0	0	8	0	0	.398
May 05	at Oregon State	*	3	1	1	1	0	0	1	1	0	0	0	0	0	0	0	8	0	0	.396
May 06	at Oregon State	*	2	1	1	0	1	0	0	2	0	0	0	0	0	0	0	3	1	0	.398
Totals		51gs	113	57	45	55	6	0	21	69	1	0	3	0	2	1	19	198	48	3	.398

On base pct. .626 • Slugging pct. 1.009



**#22
MARY
LEE**

**IF – R/R – 5-7 – Fr. – HS
San Diego
Torrey Pines High School
Undeclared Major**

HIGH SCHOOL

- Team captain of the Torrey Pines HS varsity softball squad
- Torrey Pines Scholar-Athlete in each of her four years of high school
- As a senior, given the Varsity Golden Falcon Award, an All-Palomar League Honorable Mention and landed on the San Diego Union Tribune All-Academic Team
- In 2010 as a junior, lauded with the CIF Div. I Championship Game Sportsmanship Award, Falcon Fiesta Championship Game Sportsmanship Award, All-Avocado League Honorable Mention and was on the San Diego Union Tribune All-Academic Team after leading her team to second place in San Diego Section and Avocado League championship
- During her sophomore year (2009), was the varsity defensive MVP and an All-Avocado League Honorable Mention after her team won the Avocado League
- Named the rookie of the year on the varsity team as a freshman
- Member of the National Honor Society and California Scholarship Federation
- Also played volleyball her freshman and sophomore years at Torrey Pines HS and for Epic Volleyball Club

CLUB BALL

- Captain of Power Surge 18 Gold from 2010-11
- Played in 18 Gold ASA Nationals in 2010 with Power Surge
- Took ninth place in ASA 12U Nationals with San Diego Renegades

PERSONAL

- Walked onto the team
- Chose Cal because she has been rooting for Cal softball since she was a kid and for its strong academics, top engineering program and school energy
- Mother, Barbara Lee, attended Purdue University and father, Jason Lee, attended Cal
- Would like to pursue a career in the field of human prosthetics or aerospace
- Has a wing span of six feet
- Played all nine positions at some point between high school and travel ball
- Two uncles - Steve Schwartz and Pete Schwartz - played baseball for Purdue
- Interned at Maxwell Technologies and participated in the FIRST FRC Robotics Competition as a senior

**The Automated ScoreBook
Individual Game-by-Game for California (as of Apr 19, 2012)**

#22 Lee, Mary - 16 games (All games)

Date	Opponent	Pos	AB	R	H	RBI	2B	3B	HR	BB	SB	CS	HBP	SAC	SF	GDP	K	PO	A	E	Avg
Feb 11	vs Bradley	2b	0	0	0	0	0	0	0	0	0	0	0	0	0	0	0	1	0	0	.000
Feb 11	vs Texas State	2b	1	0	0	0	0	0	0	0	0	0	0	0	0	0	0	1	0	0	.000
Feb 18	vs San Jose State	2b	1	0	0	0	0	0	0	0	0	0	0	0	0	0	1	2	0	0	.000
Feb 18	vs UC Riverside	2b	0	0	0	0	0	0	0	0	0	0	0	0	0	0	0	0	1	0	.000
Feb 25	vs New Mexico State	pr	0	0	0	0	0	0	0	0	0	0	0	0	0	0	0	0	0	0	.000
Feb 25	vs Cal Poly	2b	0	0	0	0	0	0	0	0	0	0	0	0	0	0	0	0	0	0	.000
Feb 26	vs Cal State Northridge	2b	0	0	0	0	0	0	0	0	0	0	0	0	0	0	0	0	0	0	.000
Mar 2	vs FIU	2b	0	0	0	0	0	0	0	0	0	0	0	0	0	0	0	0	1	0	.000
Mar 02	vs Southern Miss	ph/2b	1	0	0	0	0	0	0	0	0	0	0	0	0	0	1	0	1	0	.000
Mar 07	UC DAVIS	2b	2	0	0	0	0	0	0	0	0	0	0	0	0	0	1	0	1	0	.000
Mar 10	vs SDSU	2b	0	0	0	1	0	0	0	0	0	0	1	0	0	0	0	1	1	0	.000
Mar 10	vs Butler	ph/2b	1	0	0	0	0	0	0	0	0	0	0	0	0	0	1	0	0	1	.000
Mar 28	SACRAMENTO STATE	ph/2b	1	0	0	0	0	0	0	0	0	0	0	0	0	0	0	2	0	0	.000
Apr 05	at Utah		1	0	0	0	0	0	0	0	0	0	0	0	0	0	1	0	0	0	.000
Apr 11	at Saint Mary's (CA)		0	0	0	0	0	0	0	0	0	0	0	0	0	0	0	0	2	0	.000
Apr 18	SANTA CLARA	2b	0	0	0	0	0	0	0	1	0	0	0	0	0	0	0	0	0	0	.000
Totals		Ogs	8	0	0	1	0	0	0	1	0	0	1	0	0	0	5	6	8	1	.000

On base pct. .200 • Slugging pct. .000



#23 ASHLEY DECKER

2B/OF – L/R – 5-5 – So. – IV
Sparks, Nev.
Spanish Springs High School
Undeclared Major

AS A FRESHMAN (2011)

- Named a Pac-10 All-Freshman Honorable Mention
- Hit the very first triple of her career to score three runs against Alabama in OKC
- Played in 53 of Cal's 58 games, making 46 starts
- Sixth on the team in hitting at .242
- Split time between second base, outfield and designated player
- Was up for NFCA All-America status
- Hit .174 with four RBI in postseason

HIGH SCHOOL

- Named to the first-team all-state and all-league each of her four years
- Heralded as player of the year her senior and junior seasons
- Won three Nevada state championships with Spanish Springs High School
- Also played volleyball during her freshman year

CLUB BALL

- Took fifth place at the 2010 18 Gold Premier Nationals 5th Place with Sorcerer Gold
- With Arizona Hotshots Gold, she won the York, PA NQ Championships and finished 13th at 2009 ASA Gold Nationals
- In 2008, finished 13th at ASA Gold Nationals with Sorcerer Gold and were the Boulder 18 Gold champion
- Nevada State Champions in 2006 with her 14U team, as well as in 2005 with the 12U

PERSONAL

- Parents are Troy and Kim Decker
- Hopes to play for Team USA
- Lists playing in the Under Armour All-American game during her sophomore and senior years as her best sports moment to date

WHY

"My favorite numbers are 1, 22 and 23. I was number 1 in high school, was born on the 22nd and I just like the number 23. At Cal, I asked for 23, which was also my travel ball number."

The Automated ScoreBook Individual Game-by-Game for California (as of May 07, 2012)

#23 Decker, Ashley - 34 games (All games)

Date	Opponent	Pos	AB	R	H	RBI	2B	3B	HR	BB	SB	CS	HBP	SAC	SF	GDP	K	PO	A	E	Avg
Feb 11	vs Bradley	of	0	0	0	0	0	0	0	0	0	0	0	0	0	0	0	0	0	0	.000
Feb 11	vs Texas State	of	0	0	0	0	0	0	0	0	0	0	0	0	0	0	0	0	0	0	.000
Feb 17	vs DePaul	of	0	0	0	0	0	0	0	0	0	0	0	0	0	0	0	1	0	0	.000
Feb 18	vs San Jose State	of	1	0	0	0	0	0	0	0	0	0	0	0	0	0	0	0	0	0	.000
Feb 18	vs UC Riverside	of	0	0	0	0	0	0	0	0	0	0	0	0	0	0	0	0	0	0	.000
Feb 24	vs Fordham	of	0	0	0	0	0	0	0	0	0	0	0	0	0	0	0	0	0	0	.000
Feb 25	vs Cal Poly	*of	3	1	2	0	0	0	0	1	0	0	0	0	0	0	1	0	0	0	.500
Feb 26	vs Cal State Northridge	*of	3	2	2	0	2	0	0	0	0	0	0	0	0	0	0	0	0	0	.571
Mar 02	vs Southern Miss	*of	3	2	2	3	0	0	1	0	0	0	0	0	0	0	0	0	0	0	.600
Mar 03	vs East Carolina	of	0	0	0	0	0	0	0	0	0	0	0	0	0	0	0	0	0	0	.600
Mar 03	vs Northwestern	*of	3	0	0	0	0	0	0	0	0	0	0	0	0	0	0	2	0	0	.462
Mar 07	UC DAVIS	*of	4	1	1	0	0	0	0	0	0	0	0	0	0	0	1	0	0	0	.412
Mar 10	vs SDSU	ph	2	1	1	0	0	0	0	0	0	0	0	0	0	0	1	0	0	0	.421
Mar 10	vs Butler	of/of	1	0	0	0	0	0	0	0	0	0	0	0	0	0	1	0	0	0	.400
Mar 11	vs Purdue	pr	0	1	0	0	0	0	0	1	0	0	0	0	0	0	0	0	0	0	.400
Mar 14	vs Texas A&M	ph	1	0	0	0	0	0	0	0	0	0	0	0	0	0	0	0	0	0	.381
Mar 16	vs Marist	of	1	0	0	0	0	0	0	0	0	0	0	0	0	0	0	0	0	0	.364
Mar 20	PRINCETON		0	1	0	0	0	0	0	0	0	1	0	0	0	0	0	0	0	0	.364
Mar 23	at Stanford		1	1	1	1	0	0	1	0	0	0	0	0	0	0	0	0	0	0	.391
Mar 25	at Stanford-1	*	3	1	2	0	0	0	0	0	0	0	0	0	0	0	0	0	0	0	.423
Mar 25	at Stanford-2	ph	1	0	0	0	0	0	0	0	0	0	0	0	0	0	1	0	0	0	.407
Mar 28	SACRAMENTO STATE	of	0	0	0	0	0	0	0	0	0	0	0	0	0	0	0	0	0	0	.407
Apr 01	WASHINGTON-1	*of	3	0	0	0	0	0	0	0	0	0	0	0	0	0	1	0	0	0	.367
Apr 07	at Utah-1		1	0	0	0	0	0	0	0	0	0	0	0	0	0	0	0	0	0	.355
Apr 07	at Utah-2	*	5	1	1	2	0	0	1	0	0	0	0	0	0	0	1	0	0	0	.333
Apr 11	at Saint Mary's (CA)		1	0	0	0	0	0	0	0	0	0	0	0	0	0	0	0	0	0	.324
Apr 15	ARIZONA	*of	3	0	0	0	0	0	0	0	0	0	0	0	0	0	2	0	0	0	.300
Apr 18	SANTA CLARA	of	1	0	0	0	0	0	0	0	0	0	0	0	0	0	0	0	0	0	.293
Apr 22	at Oregon	*	3	1	2	3	0	0	1	1	0	0	0	0	0	0	0	0	0	0	.318
Apr 27	UCLA	*of/dh	3	0	1	2	0	0	0	0	0	0	0	0	0	0	2	0	0	0	.319
Apr 28	UCLA	*dh/pr	3	1	0	0	0	0	0	0	0	0	0	0	0	0	3	0	0	0	.300
Apr 29	UCLA	*of	3	2	1	0	0	0	0	1	0	0	0	0	0	0	0	0	0	0	.302
May 04	at Oregon State	*	3	0	0	0	0	0	0	0	0	0	0	0	0	0	0	0	0	0	.286
May 06	at Oregon State	*	0	1	0	0	0	0	0	2	0	0	0	0	0	0	0	0	0	0	.286
Totals		15gs	56	17	16	11	2	0	4	4	2	0	1	0	0	0	14	3	0	0	.286

On base pct. .344 • Slugging pct. .536



#24 LARISA JONES

OF – L/R – 5-4 – So. – IV
Concord, Calif.
Clayton Valley High School
Undeclared Major

AS A FRESHMAN (2011)

- Appeared in 18 games, starting three
- Owned a .300 batting average with three hits in 10 at-bats
- Served as a pinch runner at the Women's College World Series
- Had one steal in three attempts and two RBI

HIGH SCHOOL

- Named the MVP of her Clayton Valley squad as well as DVAL
- Played on the second-team All-East Bay, first-team All-DVAL and given an All-BVAL honorable mention
- Took part in NCS all four years and was an NCS Scholar Athlete all four years
- Member of the 4.0 club and also played varsity golf

CLUB BALL

- Attended 14U, 16U and 18U Gold nationals

PERSONAL

- Parents are Dennis and LaRae Jones
- Intended social welfare major
- Goes by the nickname "LaLa"
- Is contemplating joining the Peace Corps and attending culinary school after college
- Chose Cal because previous Cal softball players coached and mentored her at a young age

WHY I WEAR MY NUMBER

"My favorite number is 12, but my number is 24, which is 12 doubled. Everything is better doubled."

The Automated ScoreBook Individual Game-by-Game for California (as of May 01, 2012)

#24 Jones, LaRisa - 22 games (All games)

Date	Opponent	Pos	AB	R	H	RBI	2B	3B	HR	BB	SB	CS	HBP	SAC	SF	GDP	K	PO	A	E	Avg
Feb 11	vs Texas State	of	1	1	1	2	0	1	0	0	0	0	0	0	0	0	0	0	0	0	1.000
Feb 12	vs Syracuse	pr	0	1	0	0	0	0	0	0	0	0	0	0	0	0	0	0	0	0	1.000
Feb 17	vs DePaul	pr	0	0	0	0	0	0	0	0	0	0	0	0	0	0	0	0	0	0	1.000
Feb 18	vs San Jose State	of	0	0	0	0	0	0	0	0	0	0	0	0	0	0	0	0	0	0	1.000
Feb 18	vs UC Riverside	of	1	0	0	0	0	0	0	0	0	0	0	0	0	0	0	0	0	0	.500
Feb 19	vs LSU	pr	0	1	0	0	0	0	0	0	0	0	0	0	0	0	0	0	0	0	.500
Feb 25	vs New Mexico State	pr	0	1	0	0	0	0	0	0	0	0	0	0	0	0	0	0	0	0	.500
Mar 2	vs FIU	of	0	0	0	0	0	0	0	0	0	0	0	0	0	0	0	0	0	0	.500
Mar 02	vs Southern Miss	ph/of	1	0	0	0	0	0	0	0	0	0	0	0	0	0	0	0	0	0	.333
Mar 07	UC DAVIS	of	0	0	0	0	0	0	0	1	0	0	0	0	0	0	0	0	0	0	.333
Mar 10	vs SDSU	ph	1	0	0	0	0	0	0	0	0	0	0	0	0	0	0	0	0	0	.250
Mar 10	vs Butler	ph/of	1	0	1	1	0	0	0	0	0	0	0	0	0	0	0	0	0	0	.400
Mar 11	at Fresno State-1	pr	0	1	0	0	0	0	0	0	0	0	0	0	0	0	0	0	0	0	.400
Mar 14	vs Texas A&M	pr	0	0	0	0	0	0	0	0	0	0	0	0	0	0	0	0	0	0	.400
Mar 17	vs Winthrop	pr	0	0	0	0	0	0	0	0	0	0	0	0	0	0	0	0	0	0	.400
Mar 23	at Stanford	pr	0	0	0	0	0	0	0	0	0	0	0	0	0	0	0	0	0	0	.400
Mar 28	SACRAMENTO STATE	of	0	0	0	0	0	0	0	0	0	0	0	0	0	0	0	0	0	0	.400
Apr 01	WASHINGTON-1	pr	0	0	0	0	0	0	0	0	0	0	0	0	0	0	0	0	0	0	.400
Apr 07	at Utah-1	pr	0	0	0	0	0	0	0	0	0	0	0	0	0	0	0	0	0	0	.400
Apr 11	at Saint Mary's (CA)	pr	1	0	1	1	0	0	0	0	0	0	0	0	0	0	0	0	0	0	.500
Apr 18	SANTA CLARA	of	1	0	0	0	0	0	0	0	0	0	0	0	0	0	0	0	0	0	.429
Apr 29	UCLA	pr	0	0	0	0	0	0	0	0	0	0	0	0	0	0	0	0	0	0	.429
Totals		Ogs	7	5	3	4	0	1	0	1	0	0	0	0	0	0	0	0	0	0	.429

On base pct. .500 • Slugging pct. .714



#25
BREANA
KOSTREBA
 OF/IF – R/R – 5-3 – Fr. – HS
 Aptos, Calif.
 Aptos High School
 Undeclared Major

HIGH SCHOOL

-Finished her prep career with a .580 batting average and 47 homers across four years, which ties her for fourth place on the California High School Maxpreps all-time list
 -As a senior in 2011, she tied for 1st place on the Maxpreps California list with 15 HR, was named the Female Athlete of the Year by the Santa Cruz Sentinel and was named the Santa Cruz Coast Athletic League Most Valuable Player after leading her squad to the SCCAL Championship
 -Additionally as a senior, she was an All-Santa Cruz Coast Athletic League selection, named by Cal-Hi Sports to the Overall All-State Softball First Team and named to the ESPN RISE All-American and the All-California Team
 -Following her junior year, in which her AHS squad won the league championship, she was an All-League Selection, named by Cal-Hi Sports to the Overall All-State Softball Second Team, the Medium School All-State Softball First Team and its the Underclass All-State Softball First Team
 -In 2009, the Santa Cruz Sentinel lauded her as the Santa Cruz County Softball Player of the Year and landed on the Cal-Hi Sports' All-State Softball Second Team and Underclass All-State Softball First Team
 -As a freshman on the varsity squad in 2008, she led Aptos High to the SCCAL League title and was named the league's player of the year and to the all-league team
 -Also involved in the Aptos High School Robotic Club, which won the 2011 International Mate ROV, an underwater robotics competition, in Houston after placing third in 2010
 -Participant in the University of California Top Four Percent Academic Admittance Policy and was an AP Scholar with Distinction Award

CLUB BALL

-Starting third baseman on nationally ranked Sorcerer 18 Gold-Mumma from 2007-11
 -Won the ASA 18 Gold National Champion in 2009
 -Invited to try out for the Junior National Team in June 2010

PERSONAL

-Intended engineering major
 -Parents are Brian and Lucy Kostreba

The Automated ScoreBook
 Individual Game-by-Game for California (as of May 07, 2012)

#25 Kostreba, Breana - 48 games (All games)

Date	Opponent	Pos	AB	R	H	RBI	2B	3B	HR	BB	SB	CS	HBP	SAC	SF	GDP	K	PO	A	E	Avg
Feb 10	vs Tennessee	*of	4	2	3	0	1	0	0	0	0	0	0	0	0	0	1	0	0	0	.750
Feb 11	vs Bradley	*of	2	1	2	0	0	0	0	0	0	1	0	0	0	0	0	0	0	0	.833
Feb 11	vs Texas State	*of	3	0	0	0	0	0	0	0	0	0	0	0	0	0	1	0	0	0	.556
Feb 12	vs Syracuse	*of	2	0	0	1	0	0	0	2	0	0	0	0	0	0	0	0	0	0	.455
Feb 17	vs DePaul	*of	3	0	2	0	1	0	0	0	0	0	0	0	0	0	0	0	0	0	.500
Feb 18	vs San Jose State	*of	3	0	1	0	0	0	0	0	0	0	0	0	0	0	0	0	0	0	.471
Feb 18	vs UC Riverside	*of	3	1	1	1	1	0	0	0	0	0	0	0	0	0	0	0	0	0	.450
Feb 19	vs LSU	*of	4	2	3	4	1	0	1	0	0	0	0	0	0	0	0	0	1	0	.500
Feb 24	vs Fordham	*of	4	1	1	1	0	0	1	0	0	0	0	0	0	0	0	0	0	0	.464
Feb 25	vs New Mexico State	*of	1	0	0	1	0	0	0	1	0	0	0	0	1	0	0	0	0	0	.448
Feb 25	vs Cal Poly	*of	2	0	1	1	0	0	0	0	0	0	1	0	0	0	0	0	0	0	.452
Feb 26	vs Cal State Northridge	*of	4	1	2	0	0	0	0	0	0	0	0	0	0	0	0	0	0	0	.457
Mar 2	vs FIU	*of	3	0	0	0	0	0	0	1	0	0	0	0	0	1	0	0	0	0	.421
Mar 03	vs East Carolina	*of	3	1	1	3	1	0	0	0	0	0	0	0	0	0	0	0	0	0	.415
Mar 07	UC DAVIS	*dh	2	1	1	4	0	0	1	0	0	0	0	0	0	0	1	0	0	0	.419
Mar 10	vs SDSU	*of	3	1	2	1	0	0	0	0	0	0	0	0	0	0	0	0	0	0	.435
Mar 10	vs Butler	*of	2	0	0	0	0	0	0	0	0	0	0	0	0	0	1	0	0	0	.417
Mar 11	vs Purdue	*of	3	1	1	0	0	0	0	0	0	0	0	0	0	0	1	0	0	0	.412
Mar 11	at Fresno State-1	*of	3	1	2	3	0	0	1	0	0	0	1	0	0	0	0	0	0	0	.426
Mar 14	vs Texas A&M	*of	1	0	0	0	0	0	0	1	0	0	0	0	0	0	1	0	0	0	.418
Mar 15	vs Texas	*of	3	0	0	0	0	0	0	0	0	0	0	0	0	0	3	0	0	0	.397
Mar 15	at Hawai'i	*of	4	0	0	0	0	0	0	0	0	0	0	0	0	0	0	1	0	0	.371
Mar 16	vs Marist	*of	2	0	0	0	0	0	0	0	0	0	0	0	0	0	0	0	0	0	.359
Mar 17	vs Winthrop	*of	3	2	2	2	2	0	0	0	0	0	0	0	0	0	0	1	0	0	.373
Mar 20	PRINCETON	*	2	0	0	1	0	0	0	0	0	0	0	0	1	0	1	0	0	0	.362
Mar 23	at Stanford	*	2	1	1	2	0	0	1	1	0	0	0	0	0	0	0	0	0	0	.366
Mar 25	at Stanford-1	*	3	1	2	2	0	0	1	0	0	0	0	0	0	0	1	0	0	0	.378
Mar 25	at Stanford-2	*of	3	0	0	0	0	0	0	0	0	0	0	0	0	0	1	1	0	0	.364
Mar 28	SACRAMENTO STATE	*dh/3b	2	1	1	0	0	0	0	1	0	0	0	0	0	0	0	0	0	0	.367
Mar 30	WASHINGTON	*of/ph	1	0	0	0	0	0	0	2	0	0	0	0	0	0	1	2	0	0	.363
Apr 01	WASHINGTON-1	*dh	1	1	0	0	0	0	0	2	0	0	0	0	0	0	0	0	0	0	.358
Apr 05	at Utah	*	3	1	1	0	0	0	0	0	0	0	0	0	0	0	2	0	0	0	.357
Apr 07	at Utah-1	*	3	2	1	1	0	0	1	0	0	0	0	0	0	0	1	1	0	0	.356
Apr 07	at Utah-2	*	3	1	1	1	0	0	1	0	0	0	0	0	0	0	0	0	0	0	.356
Apr 11	at Saini Mary's (CA)	*	3	1	2	3	0	0	1	0	0	0	0	0	0	0	1	0	0	0	.366
Apr 13	ARIZONA	*of	3	0	0	0	0	0	0	0	0	0	0	0	0	0	0	0	0	0	.354
Apr 14	ARIZONA	*of/dh	3	1	1	2	0	0	1	0	0	0	0	0	0	0	2	0	0	0	.354
Apr 15	ARIZONA	*dh	1	1	0	0	0	0	0	1	0	0	1	0	0	0	0	0	0	0	.350
Apr 18	SANTA CLARA	*dh	1	1	0	0	0	0	0	1	0	0	0	0	0	0	1	0	0	0	.347
Apr 20	at Oregon	*	4	0	0	0	0	0	0	0	0	0	0	0	0	0	1	0	0	0	.333
Apr 21	at Oregon	*dh	3	0	0	0	0	0	0	0	0	0	0	0	0	0	1	0	0	0	.324
Apr 22	at Oregon	*	3	2	1	2	0	0	1	1	0	0	0	0	0	0	0	0	0	0	.324
Apr 27	UCLA	*dh	3	0	0	0	0	0	0	0	0	0	0	0	0	0	2	0	0	0	.316
Apr 28	UCLA	*dh	1	0	1	0	1	0	0	0	0	0	0	0	0	0	0	0	0	0	.322
Apr 29	UCLA	*dh	2	0	0	0	0	0	0	2	0	0	0	0	0	0	0	0	0	0	.316
May 04	at Oregon State	*	2	1	0	1	0	0	0	1	0	0	0	0	0	0	0	0	0	0	.311
May 05	at Oregon State	*	3	1	1	1	0	0	1	0	0	0	1	0	0	0	1	0	0	0	.311
May 06	at Oregon State	*	3	0	0	0	0	0	0	0	0	0	0	0	0	0	1	1	0	0	.304
Totals			47gs	125	31	38	38	8	0	12	17	0	0	5	0	2	1	27	6	1	.304

On base pct. .403 • Slugging pct. .656



#27
CHEYENNE
CORDES
 IF – R/R – 5-4 – Fr. – HS
 Fairfield, Calif.
 Rodriguez High School
 Undeclared Major

HIGH SCHOOL

- Accumulated countless awards during her senior season, highlighted by the California Gatorade Player of the Year, All-State First-Team, ESPN RISE and Max Preps All-State First-Team, the California Medium Schools Player of the Year, Max Preps All-American and ESPN RISE First-Team All-American
- Played at the 2011 Under Armour Game as an All-American
- Was a finalist for the Max Preps National Player of the Year and California Ms. Softball
- In 2011, was the All-City Player of the Year and her high school's female athlete of the year
- Named First Team All-State Underclassman in 2009 and 2010
- Named First-Team all-league and league MVP four times after leading RHS to four SCAC League titles
- Lauded as the 2010 and the 2011 Daily Republic Female Athlete of the Year
- Took her Rodriguez High School team to a SCAC League championship and Champions of the Sac-Joaquin Division III Section in 2011
- Ran cross country and played junior varsity basketball in 2008
- Four-time scholar-athlete and member of the Principal's Honor Roll
- Named to the National Honor Society from 2009-11 and participated in the Mustang Mentor Program for two years
- Placed on the 2011 All-California Team

CLUB BALL

- Member of the U.S. junior national team
- Traveled with the U.S. squad to South Africa in December for Junior Worlds where they won the gold medal
- In 2011 with the Lady Magic, she hit .476 and took seventh at nationals
- Won a gold medal with the Americans at the Pan-American games in 2010 in Bogota, Columbia
- In 2009, her ASA team took third at the Champions Cup and 24th at ASA Gold Nationals
- Won the Independence Day 16U Championship and national championship in 2008

PERSONAL

- Hopes to continue playing for the national team and be an ESPN sports anchor
- Mother, Tracy Cordes, attended Sacramento State

The Automated ScoreBook
 Individual Game-by-Game for California (as of May 07, 2012)

#27 Cordes, Cheyenne - 51 games (All games)

Date	Opponent	Pos	AB	R	H	RBI	2B	3B	HR	BB	SB	CS	HBP	SAC	SF	GDP	K	PO	A	E	Avg
Feb 10	vs Tennessee	*ss	3	3	2	1	1	0	0	1	0	0	0	0	0	0	1	2	0	0	.667
Feb 11	vs Bradley	*ss	3	0	2	0	0	0	0	0	0	0	0	0	0	0	0	1	0	3	.667
Feb 11	vs Texas State	*ss	3	1	2	0	0	0	0	0	0	0	0	0	0	0	0	0	2	0	.500
Feb 12	vs Syracuse	*ss	3	0	0	1	0	0	0	0	0	0	0	0	1	0	0	0	0	2	.400
Feb 17	vs DePaul	*ss	3	0	0	0	0	0	0	0	0	0	0	0	0	0	2	1	2	0	.412
Feb 18	vs San Jose State	*ss	2	0	1	0	0	0	0	0	0	0	0	1	0	0	1	0	0	0	.444
Feb 18	vs UC Riverside	*ss	1	1	1	4	0	0	1	1	0	0	0	0	1	0	0	0	0	0	.364
Feb 19	vs LSU	*ss	4	0	0	0	0	0	0	0	0	0	0	0	0	0	1	2	5	0	.320
Feb 24	vs Fordham	*ss	3	1	0	0	0	0	0	1	0	0	0	0	0	0	1	3	3	0	.321
Feb 25	vs New Mexico State	*ss	3	0	1	1	0	0	0	0	0	0	0	0	0	0	1	1	1	1	.323
Feb 25	vs Cal Poly	*ss	3	1	1	0	0	0	0	0	0	0	0	1	0	0	0	0	4	0	.303
Feb 26	vs Cal State Northridge	*ss	2	1	0	0	0	0	0	2	0	0	0	0	0	0	0	1	4	0	.294
Mar 2	vs FIU	*ss	1	1	0	1	0	0	0	3	0	0	0	0	0	0	0	1	0	0	.278
Mar 02	vs Southern Miss	*ss	2	1	0	1	0	0	0	1	0	0	0	0	1	0	0	1	2	0	.282
Mar 03	vs East Carolina	*ss	3	1	1	2	0	0	1	0	0	0	0	0	0	0	0	0	1	0	.310
Mar 03	vs Northwestern	*ss	3	1	2	2	0	0	0	0	0	0	0	0	0	0	0	1	0	0	.295
Mar 07	UC DAVIS	*ss	2	0	0	0	0	0	0	0	0	0	0	0	0	0	0	0	2	0	.289
Mar 10	vs SDSU	*ss	1	1	0	0	0	0	0	0	0	0	1	0	0	0	1	0	1	0	.292
Mar 10	vs Butler	*ss	3	0	1	1	0	0	0	0	0	0	0	0	0	0	2	0	3	0	.294
Mar 11	vs Purdue	*ss	3	1	1	0	0	0	0	0	0	0	0	0	0	0	0	3	2	1	.309
Mar 11	at Fresno State-1	*ss	4	1	2	3	0	0	1	0	0	0	0	0	0	0	0	0	1	0	.310
Mar 14	vs Texas A&M	*ss	3	0	1	0	1	0	0	1	0	0	0	0	0	0	0	0	0	1	.300
Mar 15	vs Texas	*ss	2	1	0	0	0	0	0	1	0	0	0	0	0	0	0	2	1	0	.297
Mar 15	at Hawai i	*ss	4	0	1	0	0	0	0	0	1	0	0	0	1	0	0	1	1	0	.292
Mar 16	vs Marist	*ss	1	0	0	0	0	0	0	2	0	0	0	0	0	0	0	1	0	1	.309
Mar 17	vs Winthrop	*ss	3	1	2	3	1	0	1	0	0	0	0	0	0	0	0	0	4	1	.310
Mar 20	PRINCETON	*	3	1	1	2	0	0	1	0	0	0	0	0	0	0	0	0	2	0	.297
Mar 23	at Stanford	*	3	0	0	0	0	0	0	0	0	0	1	0	0	0	0	2	1	0	.299
Mar 25	at Stanford-1	*	3	0	1	0	0	0	0	0	0	0	0	0	0	0	1	0	2	0	.284
Mar 25	at Stanford-2	*ss	4	0	0	0	0	0	0	0	0	0	0	0	0	0	1	1	1	0	.280
Mar 28	SACRAMENTO STATE	*ss	1	1	0	0	0	0	0	1	0	0	0	0	0	0	0	0	1	0	.274
Mar 30	WASHINGTON	*ss	2	0	0	0	0	0	0	1	0	0	0	0	0	0	1	2	1	0	.267
Apr 01	WASHINGTON-1	*ss	2	0	0	1	0	0	0	1	0	0	0	0	0	0	0	0	4	0	.281
Apr 01	WASHINGTON-2	*ss	3	1	2	0	0	0	0	0	0	0	0	0	0	0	0	3	0	0	.297
Apr 05	at Utah	*	2	3	2	1	1	0	1	1	0	0	0	0	0	0	0	2	2	0	.290
Apr 07	at Utah-1	*	2	1	0	0	0	0	0	1	0	0	0	0	0	0	0	0	5	0	.302
Apr 07	at Utah-2	*	3	1	2	1	0	0	0	1	0	0	0	0	0	0	1	0	1	0	.300
Apr 11	at Saint Mary's (CA)	*	4	0	1	0	0	0	0	1	0	0	0	0	0	0	0	1	0	0	.291
Apr 13	ARIZONA	*ss	3	0	0	0	0	0	0	0	0	0	0	0	0	0	3	0	1	0	.286
Apr 14	ARIZONA	*ss	2	1	0	0	0	0	0	1	0	0	0	0	0	0	1	2	1	0	.299
Apr 15	ARIZONA	*ss	2	2	2	0	0	0	1	0	0	0	0	0	0	0	0	0	2	4	.300
Apr 18	SANTA CLARA	*ss	3	1	1	1	0	0	0	0	0	0	0	0	0	0	1	0	0	0	.298
Apr 20	at Oregon	*ss	4	1	1	0	0	0	0	0	0	0	0	0	0	0	0	3	2	0	.291
Apr 21	at Oregon	*ss	3	0	0	0	0	0	0	0	0	0	0	0	0	0	1	0	3	0	.292
Apr 22	at Oregon	*	3	1	1	0	0	0	0	1	0	0	0	0	0	0	0	2	1	0	.289
Apr 27	UCLA	*ss	1	0	0	1	0	0	0	1	0	0	0	0	1	0	0	2	1	0	.290
Apr 28	UCLA	*ss	3	1	1	0	0	0	0	0	0	0	0	0	0	0	1	3	3	0	.297
Apr 29	UCLA	*ss	4	1	2	2	1	0	0	0	0	0	0	0	0	0	0	2	3	0	.295
May 04	at Oregon State	*	1	1	0	0	0	0	0	2	0	0	0	0	0	0	0	0	1	0	.290
May 05	at Oregon State	*	2	0	0	0	0	0	0	2	0	0	0	0	0	0	1	0	2	1	.286
May 06	at Oregon State	*	2	0	0	1	0	0	0	0	0	0	0	1	0	1	0	2	0	0	.286
Totals		51gs	133	34	38	30	5	0	6	26	3	0	2	3	5	0	28	50	84	4	.286

On base pct. .398 • Slugging pct. .459



#54
JOLENE
HENDERSON
 P/1B – R/R – 5-8 – Jr. – 2V
 Elk Grove, Calif.
 Sheldon High School
 Undeclared Major

AS A SOPHOMORE (2011)

- Named the Pac-10 Pitcher of the Year, the second in program history
- Named Easton First-Team All-American
- Placed on the NCFA All-Pacific Region First Team and the All-Pac-10 First Team
- All-time single-season wins leader; ended the season with 40
- Pitched 18 shutouts, two one-hitters, two no-hitters and one perfect game
- Pitched 333.1 innings with a 0.99 ERA and 40-10 record
- Struck out 333 batters and limited them to a .189 batting average
- Awarded the Pac-10 Pitcher of the Week award five times
- Earned NFCA Player of the Week accolade for the week of April 11
- Pitched 36 complete games

AS A FRESHMAN (2010)

- Split time in the circle and at first base with a 1.43 ERA in 192.2 innings
- Placed on the Louisville Slugger/NFCA Division I All-Region first team
- Placed on the All-Pac-10 second team and All-Freshman team
- Notched three complete-game one-hitters and possessed a 0.59 ERA in nonconference play
- Her ERA ranked in the top three in the conference for the majority of the season
- Boasted 23 RBI and three steals

HIGH SCHOOL

- Led her Sheldon High School team to section championships in 2007 and 2008 and to a second-place section finish in 2009
- Thrice named first-team all-league and twice named MVP of her league
- Henderson was also an ESPN/Under Armor All-American in 2008 and 2009

PERSONAL

- Sister of Danielle Henderson and long-time battery mate of Lindsey Ziegenhirt

WHY I WEAR MY NUMBER

"I wear 54 because it was my dad's football number. I've always been a lot like my dad and I look up to him because he and my mom have taught me so much and made me into the person I am today. My parents do so much for me and always have. I wear 54 to be like my dad - strong, caring, determined and controlled - and I braid my hair for my mom."

The Automated ScoreBook
Individual Game-by-Game for California (as of May 07, 2012)

#54 Henderson, Jolene - 36 appearances (All games)

Date	Opponent	GS	IP	H	R	ER	BB	SO	2B	3B	HR	WP	BK	HBP	IBB	Score	W-L	Sv	ERA	NP
Feb 10	vs Tennessee	*	7.0	9	5	5	8	5	2	0	0	0	0	2	0	13-5	1-0	0	5.00	164
Feb 11	vs Texas State	*	5.0	1	0	0	2	5	0	0	0	0	0	0	0	10-0	2-0	0	2.92	70
Feb 12	vs Syracuse	*	4.0	2	2	2	0	3	0	0	1	0	0	0	0	6-3	3-0	0	3.06	49
Feb 18	vs San Jose State	*	7.0	2	0	0	2	13	1	0	0	0	0	0	0	7-0	4-0	0	2.13	104
Feb 19	vs LSU	*	5.0	6	3	3	4	4	1	0	0	0	0	0	0	14-3	5-0	0	2.50	101
Feb 25	vs New Mexico State	*	7.0	3	0	0	1	11	0	0	0	0	0	0	0	2-0	6-0	0	2.00	95
Feb 26	vs Cal State Northridge	*	5.0	1	0	0	2	4	0	0	0	0	0	0	0	7-0	7-0	0	1.75	60
Mar 02	vs Southern Miss	*	4.0	1	0	0	0	9	0	0	0	0	0	0	0	8-0	8-0	0	1.59	53
Mar 03	vs Northwestern	*	7.0	6	1	1	1	7	0	0	0	0	0	0	0	5-1	9-0	0	1.51	97
Mar 07	UC DAVIS	*	5.1	0	0	0	0	7	0	0	0	0	0	0	0	11-3	10-0	0	1.37	56
Mar 10	vs SDSU	*	5.0	3	0	0	1	6	0	0	0	0	0	0	0	12-0	11-0	0	1.26	81
Mar 11	vs Purdue	*	6.0	5	1	0	3	5	0	0	0	0	1	0	0	9-1	12-0	0	1.14	117
Mar 14	vs Texas A&M	*	7.0	1	0	0	1	11	0	0	0	0	0	1	0	3-0	13-0	0	1.04	105
Mar 15	vs Texas	*	1.0	1	0	0	0	2	0	0	0	0	0	0	0	6-3	13-0	1	1.02	16
Mar 15	at Hawai'i	*	9.0	3	3	2	0	16	0	0	1	0	0	0	0	1-3	13-1	1	1.08	123
Mar 16	vs Marist	*	3.0	3	0	0	1	6	1	0	0	1	0	0	0	1-0	13-1	2	1.04	47
Mar 17	vs Winthrop	*	5.0	2	0	0	1	5	0	0	0	0	0	0	0	7-1	14-1	2	0.99	45
Mar 23	at Stanford	*	7.0	3	0	0	0	6	0	0	0	0	0	0	0	9-0	15-1	2	0.92	87
Mar 25	at Stanford-1	*	1.2	2	1	1	2	2	2	0	0	0	0	0	1	4-3	15-1	3	0.97	28
Mar 25	at Stanford-2	*	7.0	4	0	0	2	9	0	0	0	0	0	1	0	8-0	16-1	3	0.91	107
Mar 30	WASHINGTON	*	7.0	9	1	0	0	9	0	0	0	0	0	0	0	2-1	17-1	3	0.85	136
Apr 01	WASHINGTON-2	*	7.0	8	4	4	1	10	1	0	1	0	0	1	0	6-4	18-1	3	1.03	139
Apr 05	at Utah	*	5.0	2	0	0	0	7	1	0	0	0	0	0	0	10-0	19-1	3	0.99	64
Apr 07	at Utah-2	*	6.0	6	3	3	2	6	1	0	1	0	0	1	0	12-3	20-1	3	1.11	69
Apr 11	at Saint Mary's (CA)	*	3.0	3	0	0	0	2	0	0	0	0	0	1	0	9-0	20-1	3	1.08	-
Apr 13	ARIZONA	*	7.0	6	0	0	0	10	0	0	0	0	0	0	0	2-0	21-1	3	1.03	91
Apr 14	ARIZONA	*	1.2	5	4	4	1	2	1	0	0	0	0	0	0	3-8	21-1	3	1.21	40
Apr 15	ARIZONA	*	7.0	3	0	0	1	5	1	0	0	0	0	1	0	6-0	22-1	3	1.15	89
Apr 20	at Oregon	*	7.0	4	1	1	1	8	0	0	0	0	0	0	0	8-1	23-1	3	1.15	82
Apr 22	at Oregon	*	6.0	3	0	0	1	6	0	0	0	0	0	0	0	10-0	24-1	3	1.11	82
Apr 27	UCLA	*	7.0	3	0	0	3	9	0	0	0	0	0	0	0	3-0	25-1	3	1.06	119
Apr 28	UCLA	*	2.0	2	0	0	1	3	0	0	0	0	0	0	0	8-0	25-1	4	1.05	34
Apr 29	UCLA	*	7.0	5	3	3	0	7	1	0	2	0	0	0	0	10-3	26-1	4	1.12	94
May 04	at Oregon State	*	5.0	2	1	1	1	5	1	0	0	1	0	0	0	9-1	27-1	4	1.13	68
May 05	at Oregon State	*	5.0	2	2	0	2	1	0	0	0	0	0	1	0	4-2	28-1	4	1.10	66
May 06	at Oregon State	*	7.0	4	1	1	5	12	1	0	0	0	0	1	0	4-1	29-1	4	1.10	145
Totals			26	197.2	125	36	31	50	238	15	0	6	2	1	10	249-50	29-1	4	1.10	-



#72
NIKKI
OWENS

P – L/R – 5-9 – Fr. – HS
Scotts Valley, Calif.
Scotts Valley HS
Undeclared Major

HIGH SCHOOL

- Only played part of her senior season but still posted an 8-4 record in 74 innings of work with a 0.48 ERA and limiting opposing teams to a combined .065
- As a junior and sophomore, was named First-Team All-League and First-Team All-County
- Was her prep team's MVP as a freshman and sophomore as well as sharing that title with a teammate as a junior

CLUB BALL

- Went to nationals twice with her 16U team
- Played on the San Jose Lady Sharks Gold

PERSONAL

- Notes her biggest role model is former Golden Bear Jocelyn Forest, with whom Owens spent the past year training
- Would like to play abroad following Cal
- Sister Michelle competed in cross country at Bethany University
- Parents are Carl and Pam Owens
- Mother Pam attended Cabrillo College
- Homeschooled by her mother until the ninth grade

Broadcast Roster



#1
FRANI ECHAVARRIA
 OF – L/R – 5-6 – Sr. – 3V
 Riverside, CA
 Martin Luther King HS



#2
JORDAN WALLACE
 IF – R/R – 5-5 – Jr. – 2V
 Vallejo, CA
 Fairfield HS



#3
JAMIA REID
 OF – L/R – 5-4 – Sr. – 3V
 Buena Park, CA
 Kennedy HS



#4
ALEX ROBBEN
 1B/OF – L/L – 5-5 – So. – 1V
 Napa, CA
 Napa HS



#5
ELIA REID
 OF – R/R – 5-4 – Sr. – 3V
 Buena Park, CA
 Kennedy HS



#6
TAYLOR VINCENT
 C – R/R – 5-6 – So. – 1V
 Pleasanton, CA
 Foothill HS



#7
ARIANNA ERCEG
 P/1B – R/R – 6-0 – So. – 1V
 Rancho Palos Verdes, CA
 Palos Verdes HS



#8
DANIELLE HENDERSON
 3B/C – R/R – 5-5 – Fr. – HS
 Elk Grove, CA
 Sheldon HS



#9
JACE WILLIAMS
 IF – L/R – 5-6 – Sr.* – 2V
 Encinitas, CA
 La Costa Canyon HS



#10
VICTORIA JONES
 IF/C – R/R – 5-6 – So. – 1V
 Oceanside, CA
 Vista HS



#17
LINDSEY ZIEGENHIRT
 C – R/R – 5-6 – Jr. – 2V
 Elk Grove, CA
 Sheldon HS



#18
BRITT VONK
 SS – L/R – 5-7 – So. – 1V
 Het Stedelijk Lyceum Zuid
 Enschede, Netherlands




#20
VALERIE ARIOTO
 UT – R/R – 5-7 – Sr. – 3V
 Pleasanton, CA
 Foothill HS



#22
MARY LEE
 IF/OF – R/R – 5-7 – Fr. – HS
 San Diego, CA
 Torrey Pines HS



#23
ASHLEY DECKER
 2B/OF – L/R – 5-5 – So. – 1V
 Sparks, NV
 Spanish Springs HS



#24
LARISA JONES
 OF – L/R – 5-4 – So. – 1V
 Concord, CA
 Clayton Valley HS



#25
BREANA KOSTREBA
 IF – R/R – 5-3 – Fr. – HS
 Aptos, CA
 Aptos HS



#27
CHEYENNE CORDES
 IF/OF – R/R – 5-4 – Fr. – HS
 Fairfield, CA
 Rodriguez HS



#54
JOLENE HENDERSON
 P/1B – R/R – 5-8 – Jr. – 2V
 Elk Grove, CA
 Sheldon HS



#72
NIKKI OWENS
 P – L/R – 5-9 – Fr. – HS
 Scotts Valley, CA
 Scotts Valley HS



Head Coach
DIANE NINEMIRE
 25th Season



Assistant Coach
TAMMY LOHMANN
 Seventh Season



Assistant Coach
JOHN REEVES
 19th Season



Vol. Asst. Coach
ANGIE JACOBS
 Second Season